

# GURU NANAK COLLEGE BUDHLADA

## (Student Satisfaction Survey Report 2020-2021)

### 1. ANALYSIS OF STUDENT'S FEEDBACK FORM (N=2144)

#### (a) Section-A : Student's Prediction about Teacher

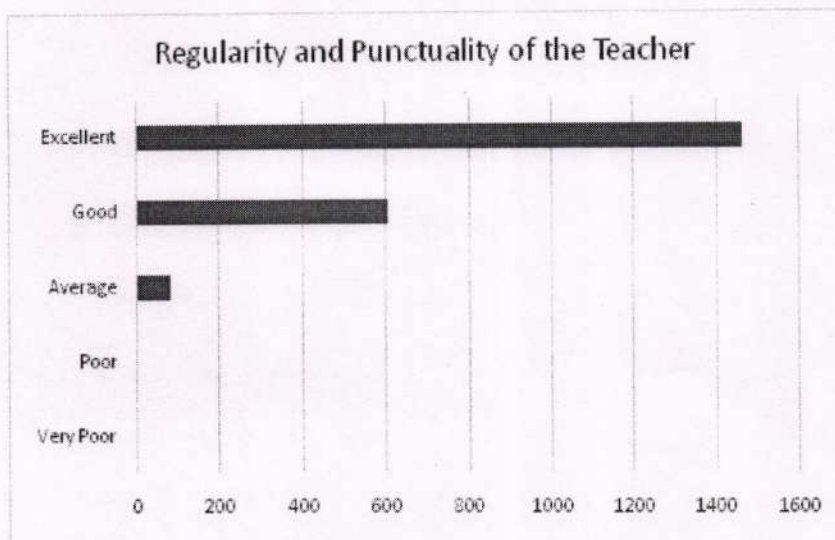
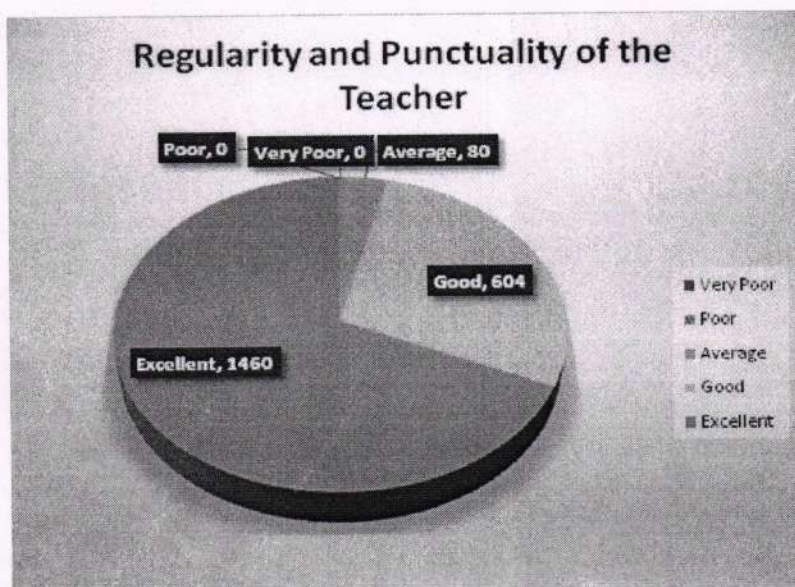
Sr. No	Contents`	Very Poor	Poor	Average	Good	Excellent
1.	Regularity and Punctuality of the Teacher	0	0	80	604	1460
2.	Use Helping material ( Chart, Maps, white Board etc.)	0	12	292	522	1318
3.	Competency level of Teacher in bringing conceptual clarity and increasing thinking ability.	11	9	60	1200	864
4.	Depth of Subject Knowledge of the teacher	0	2	38	900	1204
5.	Proficiency in Communication and having soft Skills.	0	0	101	920	1123
6.	Competency in citing Practical examples	0	0	178	956	1010
7.	Computer Literacy and ICT skills of the teacher.	2	62	196	1060	824
8.	Interaction and guidance of the teacher outside the class.	14	16	322	672	1120
9.	Inspirational Capacity of the teacher.	5	26	175	1054	884
10.	On the whole Performance of the teacher	0	0	160	1104	880



Principal  
Guru Nanak College  
BUDHLADA

**Table:-1.1 Regularity and Punctuality of the Teacher (N = 2144)**

Criteria	Number of Students	% age
Excellent	1460	68.1%
Good	604	28.2%
Average	80	3.7%
Poor	0	0.0%
Very Poor	0	0.0%



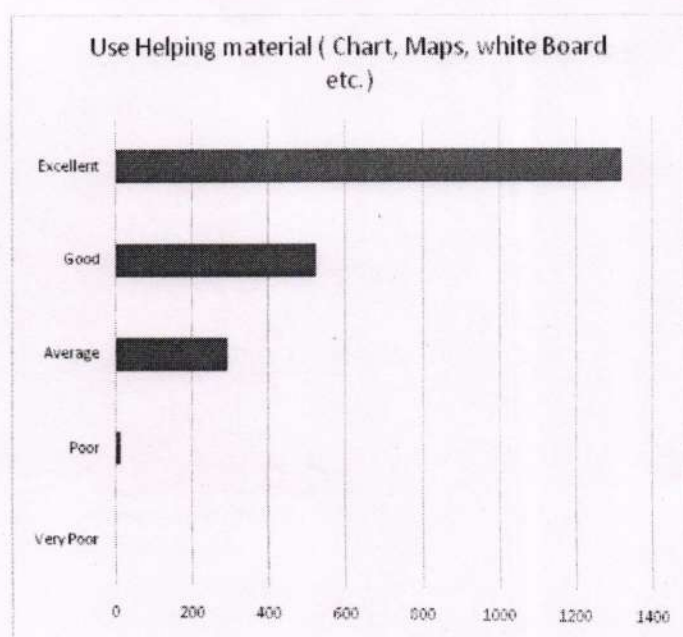
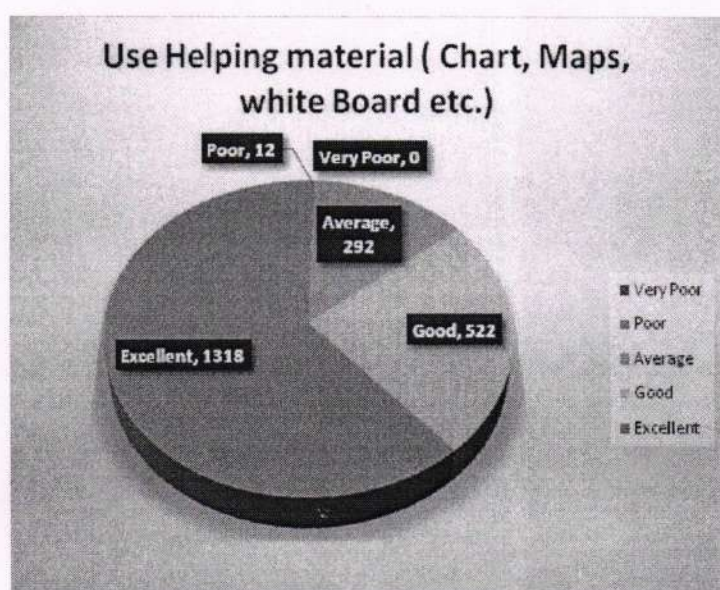
**Interpretation:-**It is observed that 96% students feel their teachers are Regular & Punctual and among them 68.1% students strongly feel that the teacher's are regular and punctual.






**Table:1.2 Use Helping material like Chart,Maps,White Board etc(N =2144)**

Criteria	Number of Students	% age
Excellent	1318	61.5%
Good	522	24.3%
Average	292	13.6%
Poor	12	0.6%
Very Poor	0	0.0%



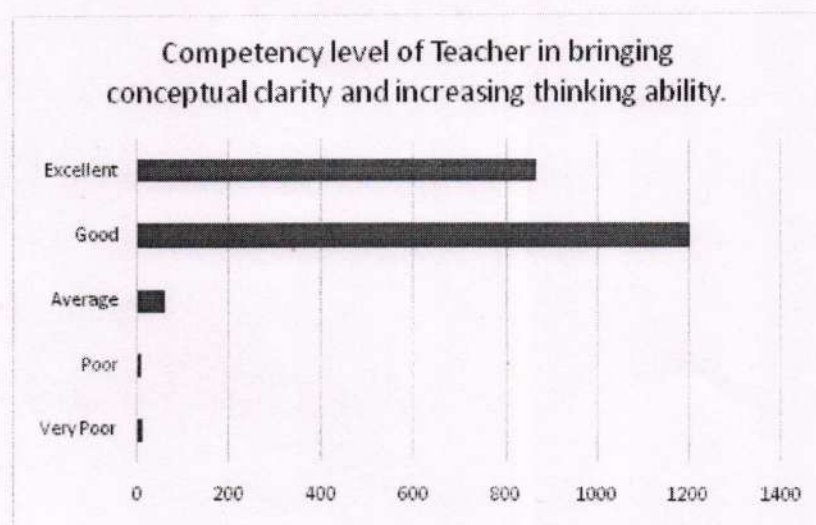
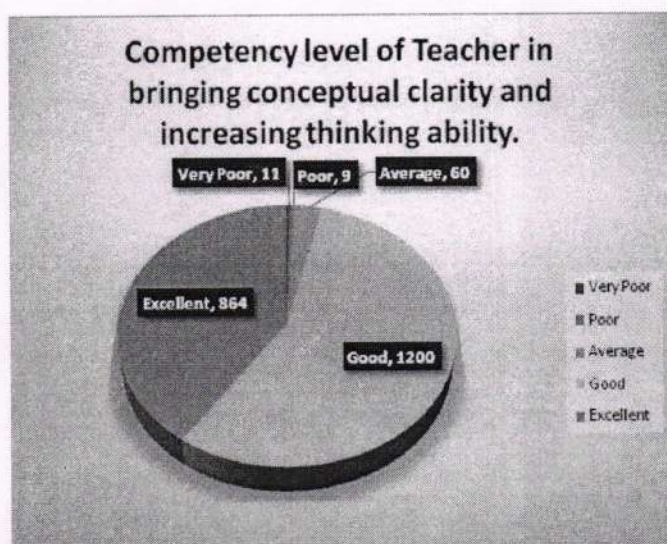
**Interpretation:-**It is observed that 84.80% students **feel** that their teachers use helping Material and 61.5% students **strongly feel**that the teachers use helping Material




*[Signature]*  
Principal  
Guru Nanak College  
BUDHLADA

**Table:-1.3 Competency level of Teacher in bringing conceptual clarity and increasing thinking ability (N = 2144)**

Criteria	Number of Students	% age
Excellent	864	40.3%
Good	1200	56.0%
Average	60	2.8%
Poor	9	0.4%
Very Poor	11	0.5%



**Interpretation:-**It is observed that 96% students feel the competency of the teachers in bringing conceptual clarity and increasing thinking ability is good and among them 40.3% having excellent ability

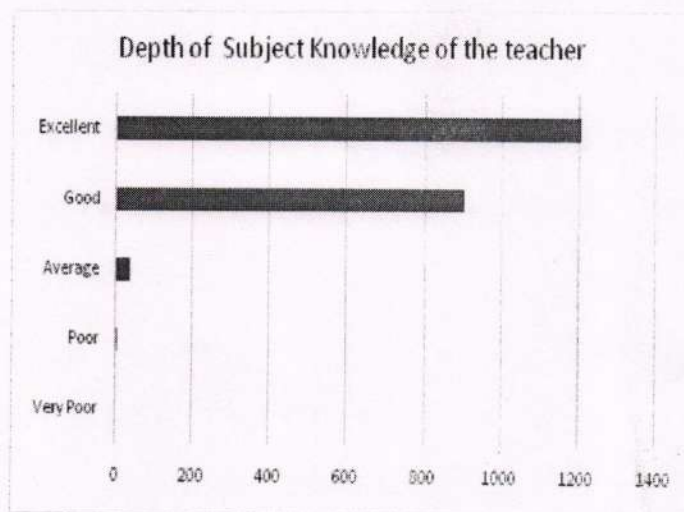



**Principal**  
Guru Nanak College  
BUDHLADA



**Table:-1.4 Depth of Subject Knowledge of the teacher (N = 2144 )**

Criteria	Number of Students	% age
Excellent	1204	56.2%
Good	900	42.0%
Average	38	1.8%
Poor	2	0.1%
Very Poor	0	0.0%



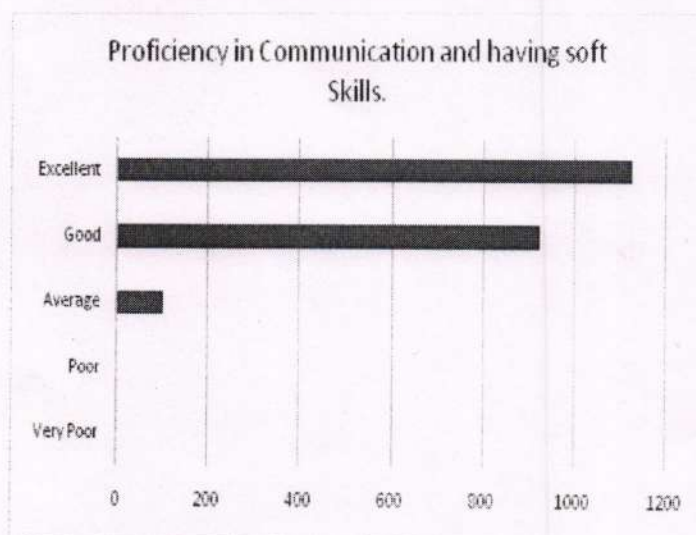
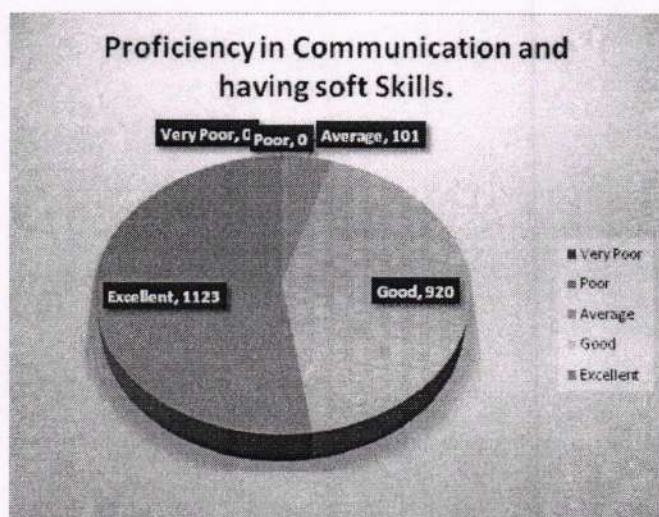
**Interpretation:-**98% students are highly satisfied with the knowledge about subject and concept clarity of teachers and among them 56.2% students are strongly agree with this.



Principal  
Guru Nanak College  
BUDHLADA

**Table:1.5 Proficiency in Communication and having soft Skills(N=2144)**

Criteria	Number of Students	% age
Excellent	1123	52.4%
Good	920	42.9%
Average	101	4.7%
Poor	0	0.0%
Very Poor	0	0.0%



**Interpretation:**-95.15% students are satisfied with the teacher's Proficiency in communication and soft skills and among them 52.4% are strongly satisfied with this factor.

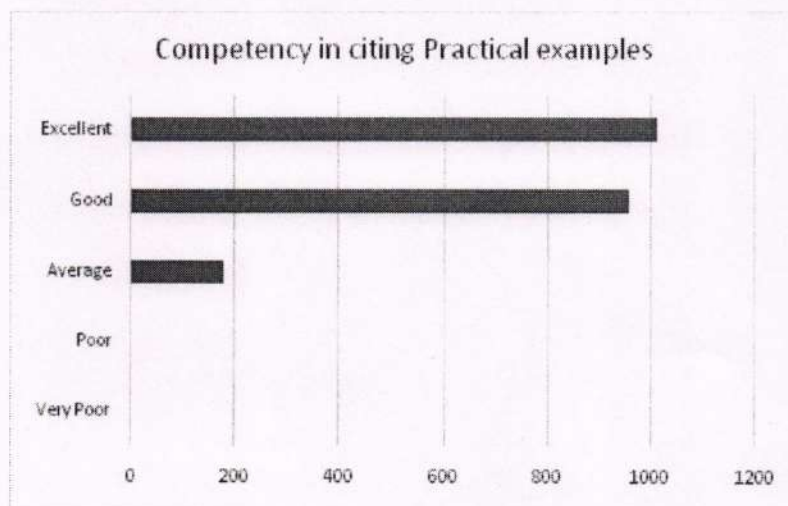
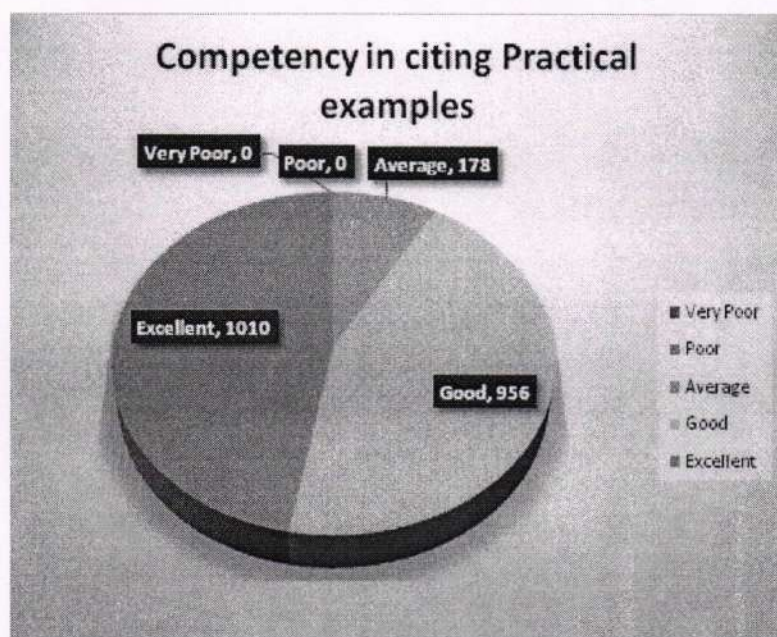


*Principal*  
Guru Nanak College  
BUDHLADA



**Table:-1.6 Competency in citing Practical examples(N = 2144 )**

Criteria	Number of Students	% age
Excellent	1010	47.1%
Good	956	44.6%
Average	178	8.3%
Poor	0	0.0%
Very Poor	0	0.0%



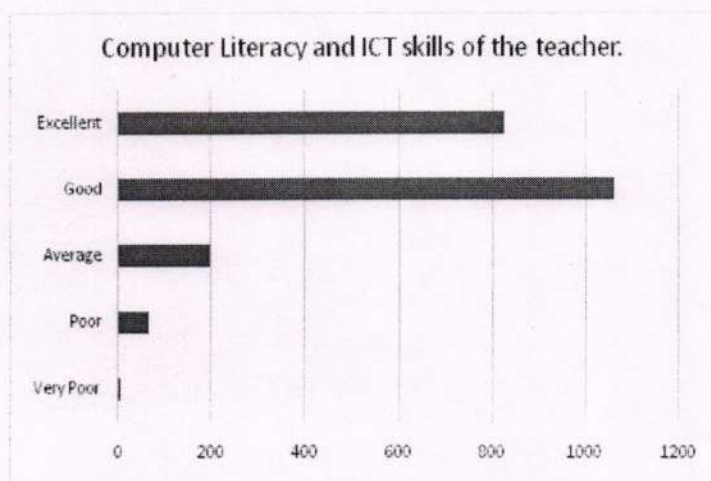
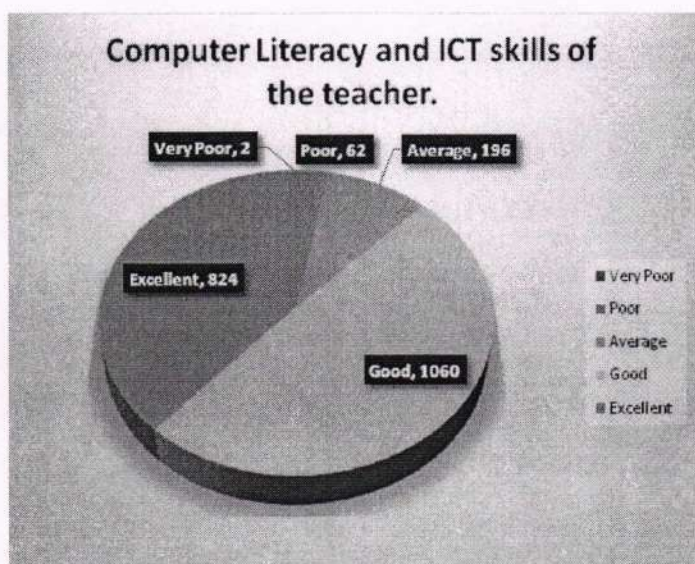
**Interpretation:-**91.3-% students are satisfied with the competency in citing Practical examples.



Principal  
Guru Nanak College  
BUDHLADA

**Table:-1.7 Computer Literacy and ICT skills of the teacher (N = 2144 )**

Criteria	Number of Students	% age
Excellent	824	38.4%
Good	1060	49.4%
Average	196	9.1%
Poor	62	2.9%
Very Poor	2	0.1%



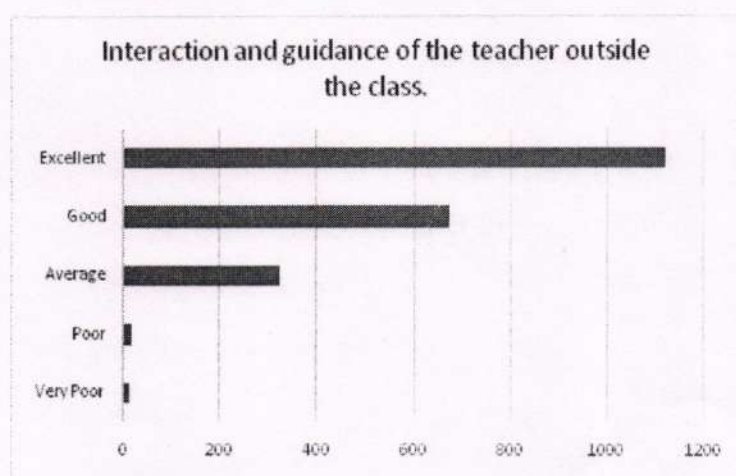
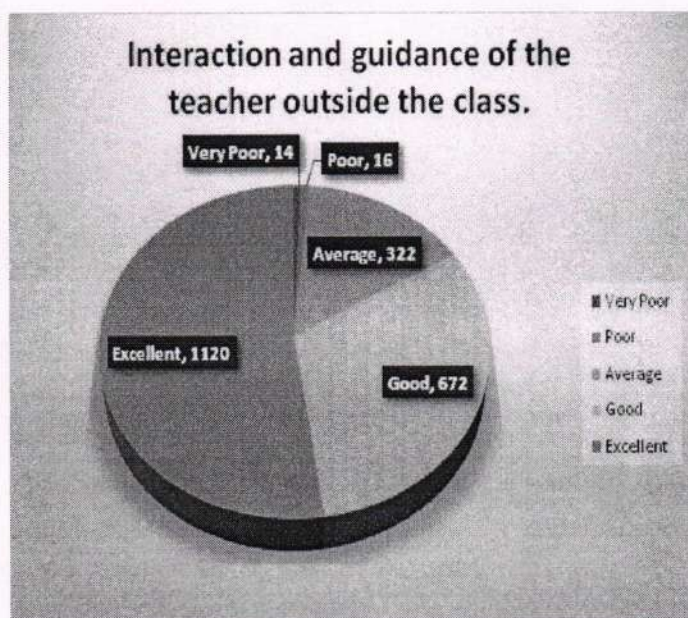
**Interpretation:** The above table reveals that 87.20% students have rated teacher's computer /IT Skills as good or excellent





**Table:1.8 Interaction and guidance of the teacher outside the class(N= 2144 )**

Criteria	Number of Students	% age
Excellent	1120	52.2%
Good	672	31.3%
Average	322	15.0%
Poor	16	0.7%
Very Poor	14	0.7%



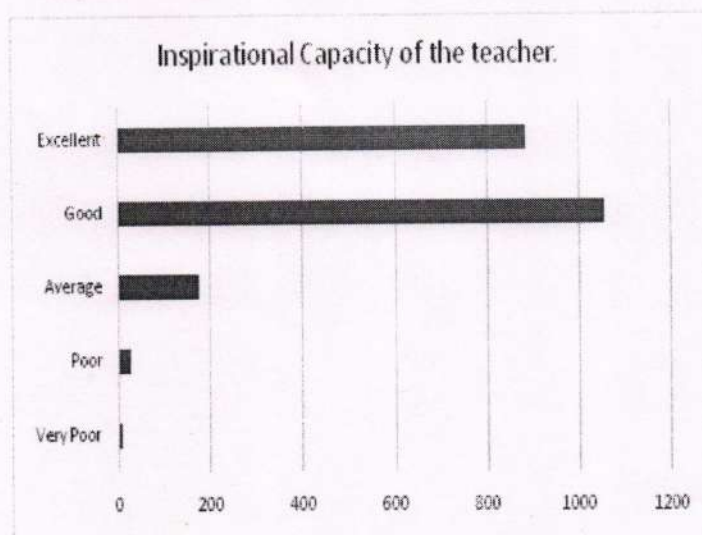
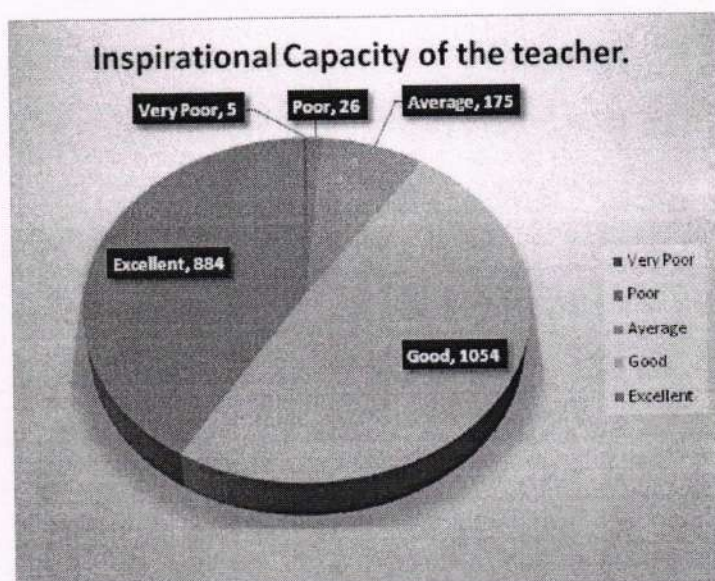
**Interpretation:**It is analyzed from above table that 82.60% respondents agree that teachers interact as well as guide outside class environment.



Principal  
Guru Nanak College  
BUDHLADA

**Table:-1.9 Inspirational Capacity of the teacher(N = 2144 )**

Criteria	Number of Students	% age
Excellent	884	41.2%
Good	1054	49.2%
Average	175	8.2%
Poor	26	1.2%
Very Poor	5	0.2%



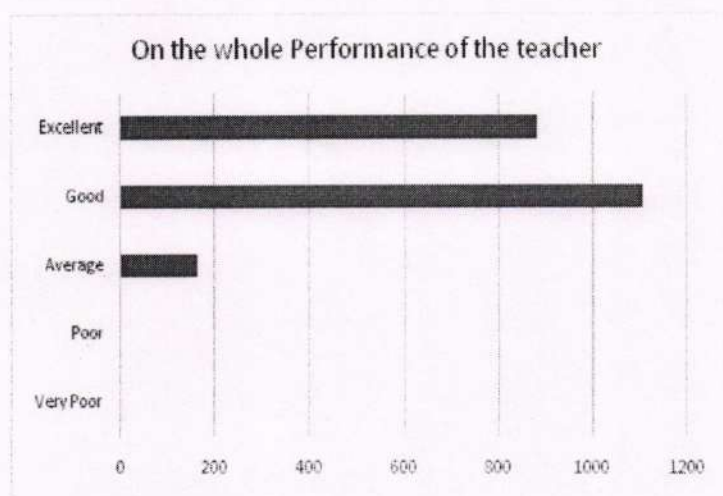
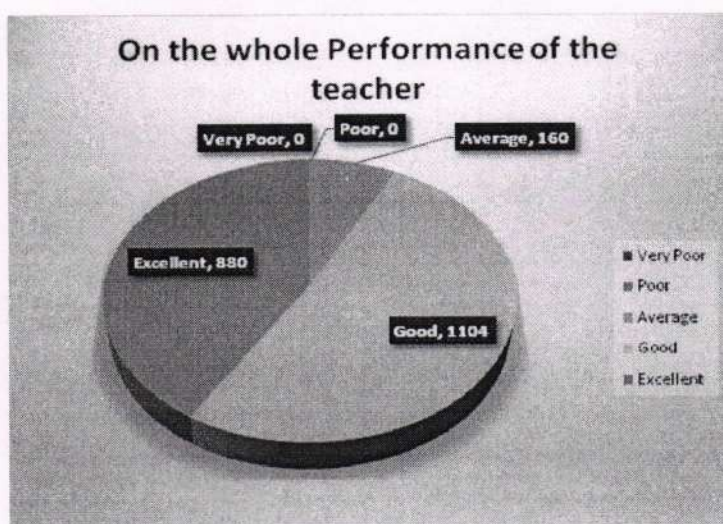
**Interpretation:**It is analyzed from above table that 90.2% respondents agree that Inspiration capacity of the teachers is good





**Table:-1.10 Whole Performance of the teacher. (N = 2144 )**

Criteria	Number of Students	% age
Excellent	880	41.0%
Good	1104	51.5%
Average	160	7.5%
Poor	0	0.0%
Very Poor	0	0.0%



**Interpretation:** It is analyzed from above table that 94% respondents agree that Whole performance of teacher is good and among them 41% is Excellent.



**(a)Section B: Questions related to Course syllabus, assignments and class Tests**

Sr. No	Contents	Yes	No	No Comments
1.	Whether in the starting of session introduction was given about Subject and Syllabus	1886	101	157
2.	Whether the syllabus is adequate or not?	1989	98	57
3.	Whether any Study material was given by teacher related to Course	1919	127	98
4.	Whether all Syllabus is completed by teacher	1944	99	101
5.	Whether extra knowledge is given by teacher related to Subject	1932	76	136
6.	Whether the assignments are given or not?	1932	58	154
7.	Whether the class Tests are given or not?	1878	119	147



*[Handwritten signature]*

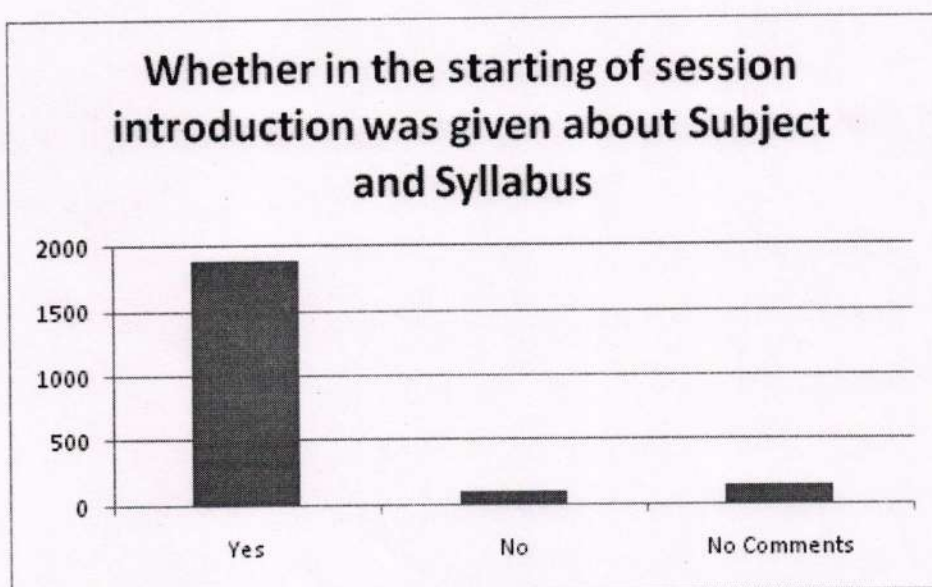
*[Handwritten signature]*  
Principal  
Guru Nanak College  
BUDHLADA





**Table:-1.1** Whether in the starting of session introduction was given about Subject and Syllabus (N = 2144)

Criteria	Number of Students	% age
YES	1886	88.0%
NO	101	4.7%
NO COMMENT	157	7.3%



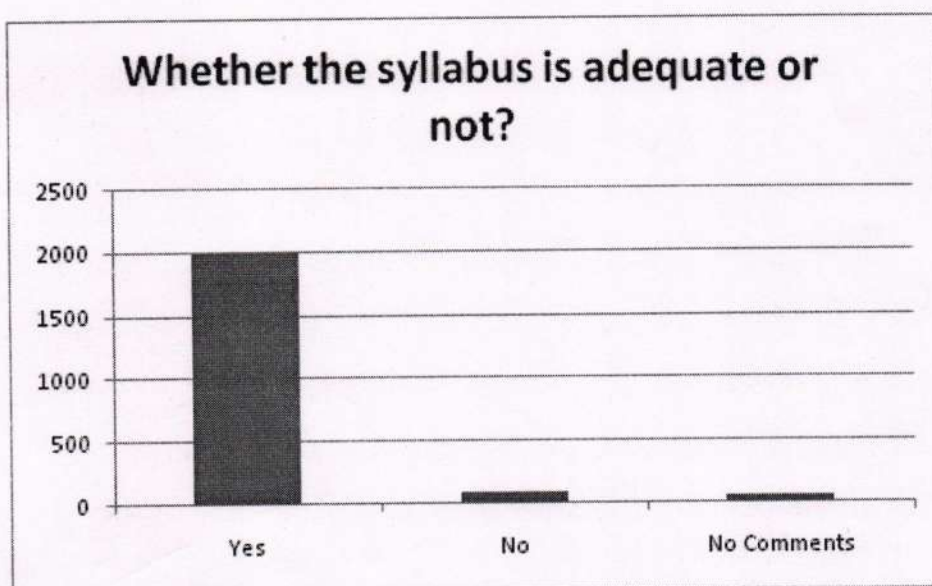
**Interpretation:** It is analyzed from above table that 88.0% respondents agree that in the starting of session introduction was given about Subject and Syllabus



Principal  
Guru Nanak College  
BUDHLADA

**Table:- 1.2** Whether the syllabus is adequate or not? (N = 2144)

Criteria	Number of Students	% age
YES	1989	92.8
NO	98	4.6
NO COMMENT	57	2.7



**Interpretation:** It is analyzed from above table that 92.8% respondents agree that Syllabus is always adequate.

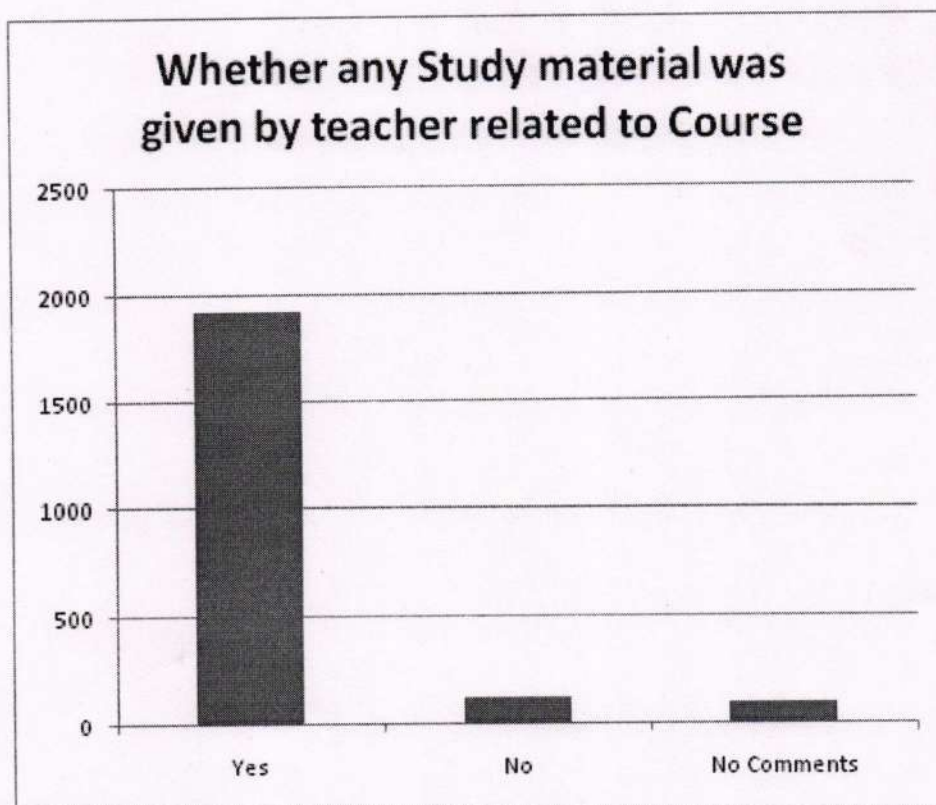


  
 Principal  
 Guru Nanak College  
 BUDHLADA



**Table:-1.3** Whether any Study material was given by teacher related to Course (N = 2144)

Criteria	Number of Students	% age
YES	1919	89.5
NO	127	5.9
NO COMMENT	98	4.6



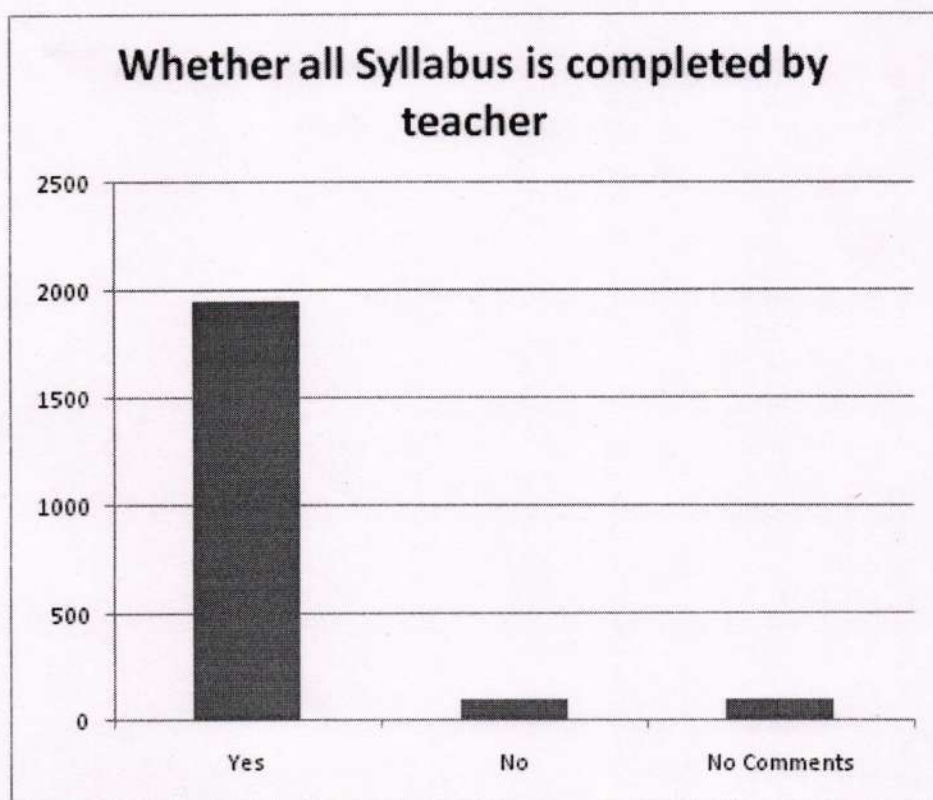
**Interpretation:** It is analyzed from above table that 89.5% respondents agree that Study material was given by teacher related to Course



**Principal**  
**Guru Nanak College**  
**BUDHLADA**

**Table:-1.4** Whether all Syllabus is completed by teacher ?(N = 2144)

Criteria	Number of Students	% age
YES	1944	90.7
NO	99	4.6
NO COMMENT	101	4.7



**Interpretation:**It is analyzed from above table that 90.7% respondents agree that all Syllabus is completed by teacher.

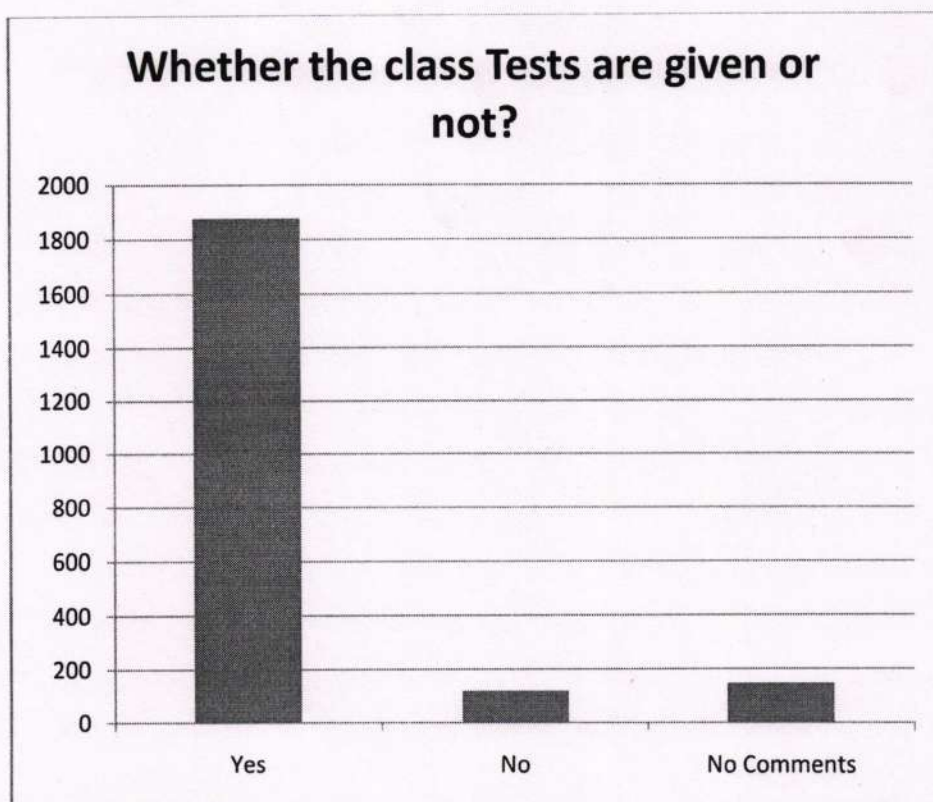


Principal  
Guru Nanak College  
BUDHLADA



**Table:-1.5** Whether extra knowledge is given by teacher related to Subject?(N = 2144)

Criteria	Number of Students	% age
YES	1932	90.1
NO	76	3.5
NO COMMENT	136	6.3




**Interpretation:**It is analyzed from above table that 90.1% respondents agree that extra knowledge is given by teacher related to Subject.



  
Principal  
Guru Nanak College  
BUDHLADA

**Table:-1.6** Whether the assignments are given or not?(N = 2144)

Criteria	Number of Students	% age
YES	1932	90.1
NO	58	2.7
NO COMMENT	154	7.2



**Interpretation:**It is analyzed from above table that 90.1% respondents agree that the assignments are given.

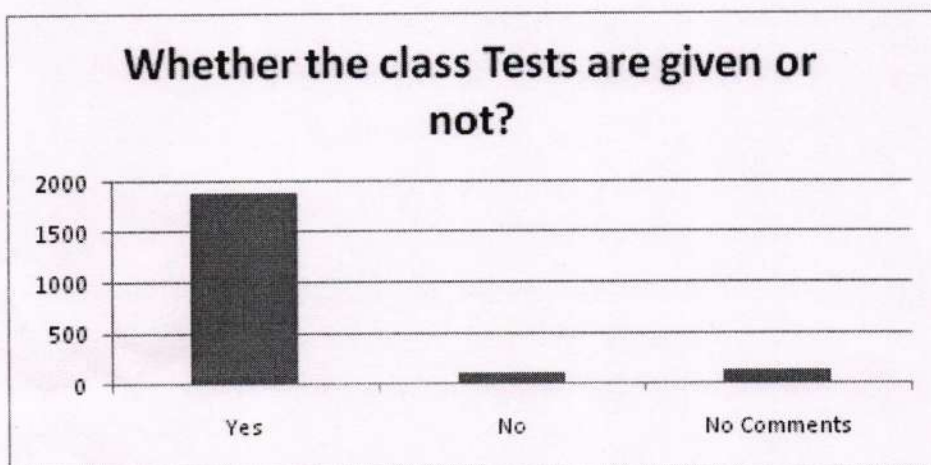


  
**Principal**  
**Guru Nanak College**  
**BUDHLADA**



**Table:-1.7** Whether the class Tests are given or not?(N = 2144)

Criteria	Number of Students	% age
YES	1878	87.6
NO	119	5.6
NO COMMENT	147	6.9



**Interpretation:**It is analyzed from above table that 87.6% respondents agree that class Tests are given.




Principal  
Guru Nanak College  
BUDHLADA

**( c) Section C: Feedback on Administration**

Sr. No	Contents	Yes	No
1.	Are you satisfied with the behavior and communications of Non-teaching and administration office	2036	108
2.	Are you satisfied with the services and facilities of College	2048	96
3.	Is the campus eco-friendly	2077	67
4.	Are you provided with enough and pure drinking water	2092	52
5.	Are you satisfied with the Sports and Culture facilities	2101	43
6.	Are you satisfied with the facilities of transport and other related services	2089	55
7.	Are you aware of the "NCC and NSS" activities in the college	2062	82
8.	Are you aware of "Anti-sexual Harassment Cell", "Nanhi-Chaan," "Anti-Ragging" and "Welfare" etc.	2031	113

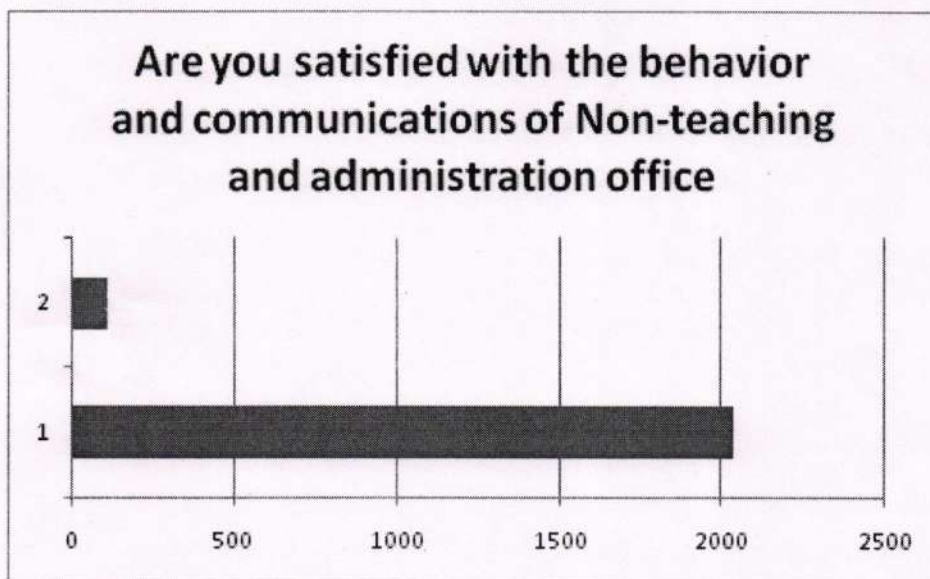


  
Principal  
Guru Nanak College  
BUDHLADA



**Table:-1.1** Are you satisfied with the behavior and communications of Non-teaching and administration office?(N = 2144)

Criteria	Number of Students	% age
YES	2036	95.0%
NO	108	5.0%



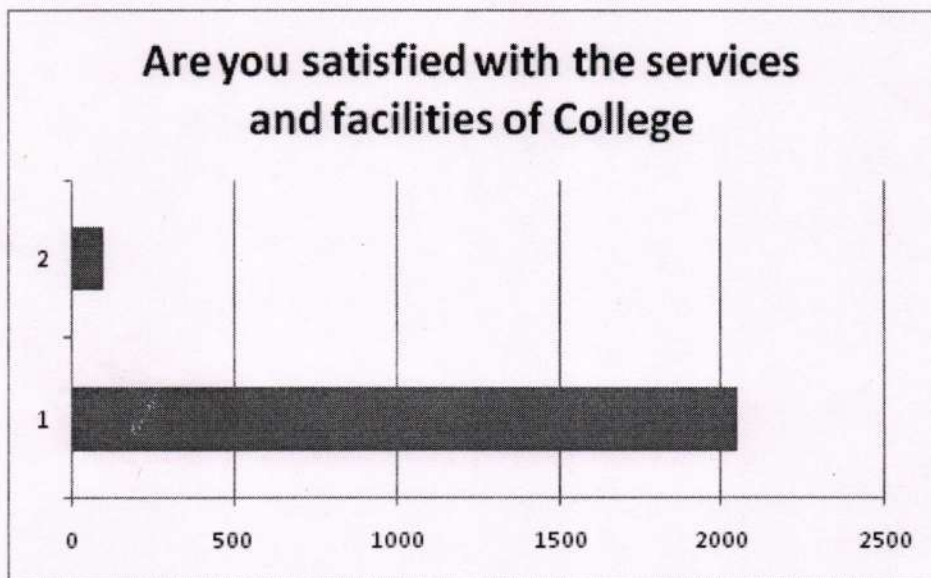
**Interpretation:-**It is analyzed from the table that 95.0% students are satisfied with the behavior of nonteaching staff.



Principal  
Guru Nanak College  
BUDHLADA

**Table:-1.2** Are you satisfied with the services and facilities of College?(N = 2144)

Criteria	Number of Students	% age
YES	2048	95.5%
NO	96	4.5%



**Interpretation:-**It is analyzed from the table that 95.5% students are satisfied with the services and facilities of college.

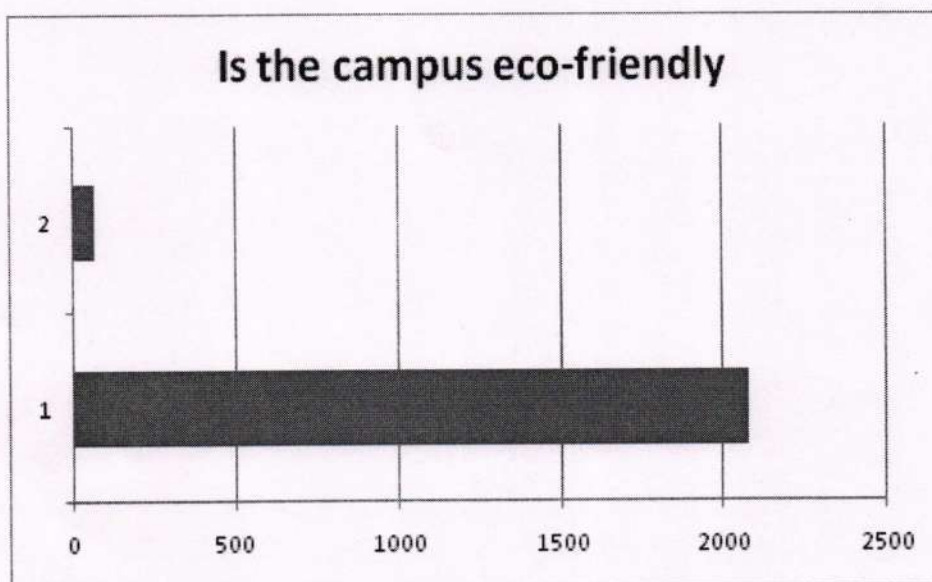


Principal  
Guru Nanak College  
BUDHLADA




**Table:-1.3** Is the campus eco-friendly?(N = 2144)

Criteria	Number of Students	% age
YES	2077	96.9%
NO	67	3.1%



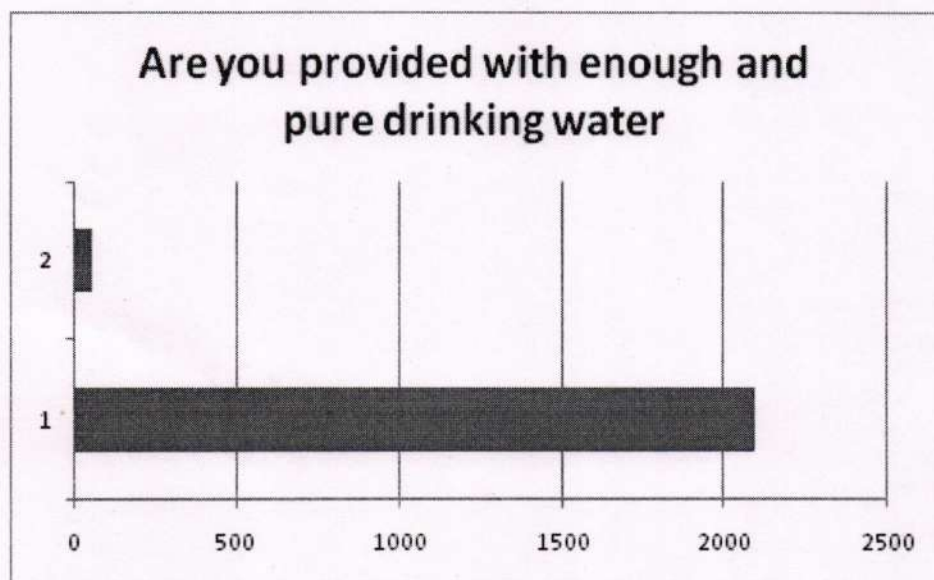
**Interpretation:-**According to this table, 96.9% students agreed with the eco-friendly system of the college.



  
**Principal**  
**Guru Nanak College**  
**BUDHLADA**

**Table:-1.4** Are you provided with enough and pure drinking water?(N = 2144)

Criteria	Number of Students	% age
YES	2092	97.6%
NO	52	2.4%



**Interpretation:-**According to this table, 97.6% students are satisfied with the quality of pure drinking water.

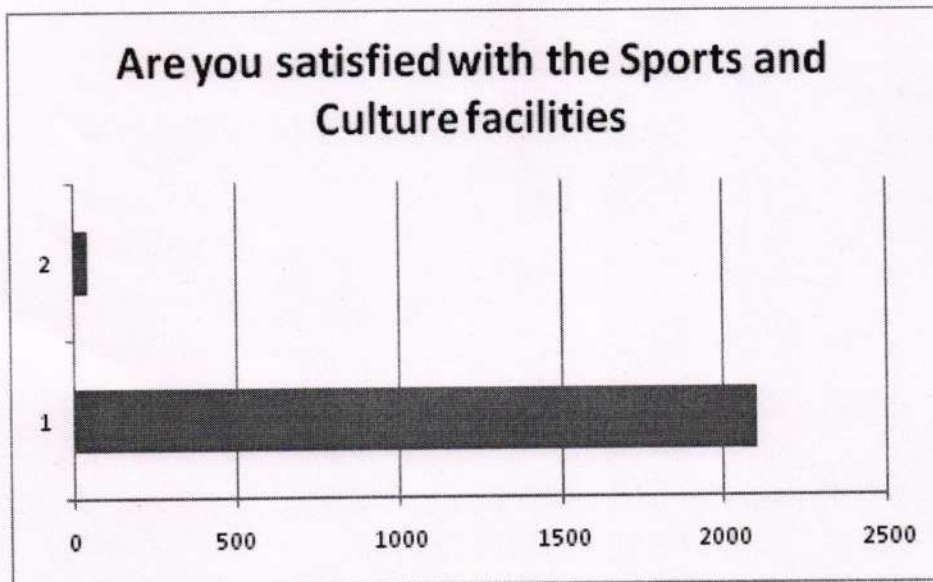



**Principal**  
**Guru Nanak College**  
**BUDHLADA**



**Table:-1.5** Are you satisfied with the Sports and Culture facilities?(N = 2144)

Criteria	Number of Students	% age
YES	2101	98.0%
NO	43	2.0%



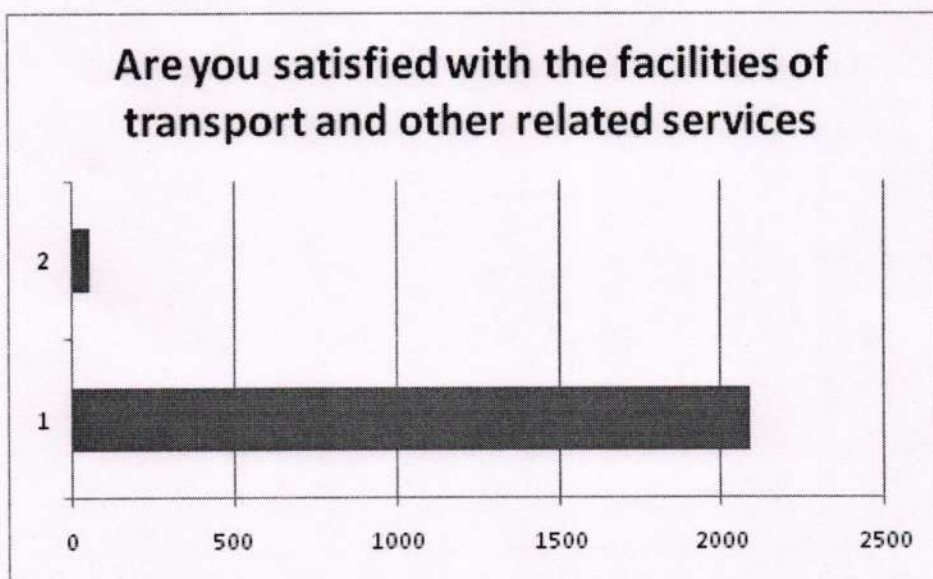
**Interpretation:-**It is analyzed from the above table that 98.0% students are satisfied with the sports and cultural activities.



*Principal*  
Guru Nanak College  
BUDHLADA

**Table:-1.6** Are you satisfied with the facilities of transport and other related services?(N = 2144)

Criteria	Number of Students	% age
YES	2089	97.4%
NO	55	2.6%



**Interpretation:-**According to this table analyzed that 97.4% students are satisfied with transport and other facilities.

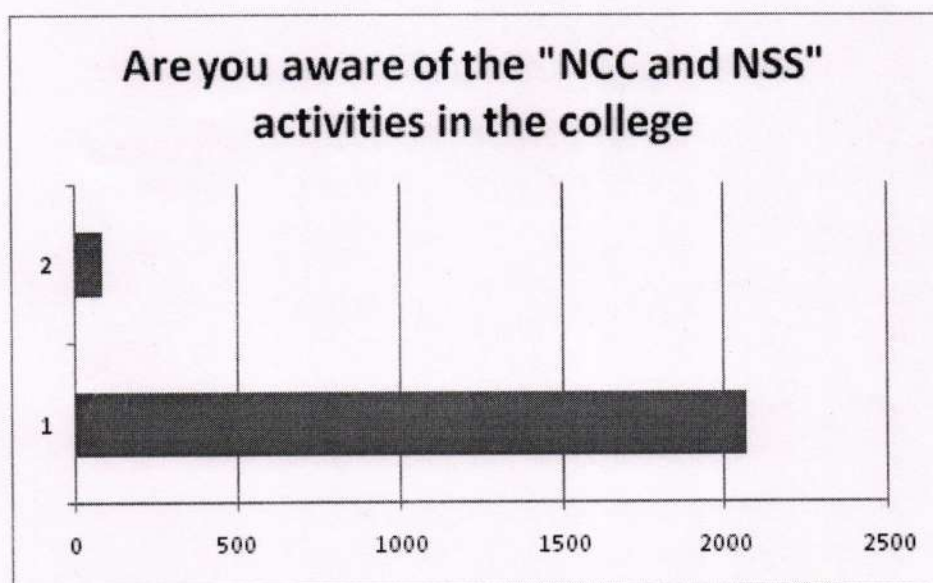


Principal  
Guru Nanak College  
BUDHLADA



**Table:-1.7** Are you aware of the "NCC and NSS" activities in the college?(N = 2144)

Criteria	Number of Students	% age
YES	2062	96.2%
NO	82	3.8%



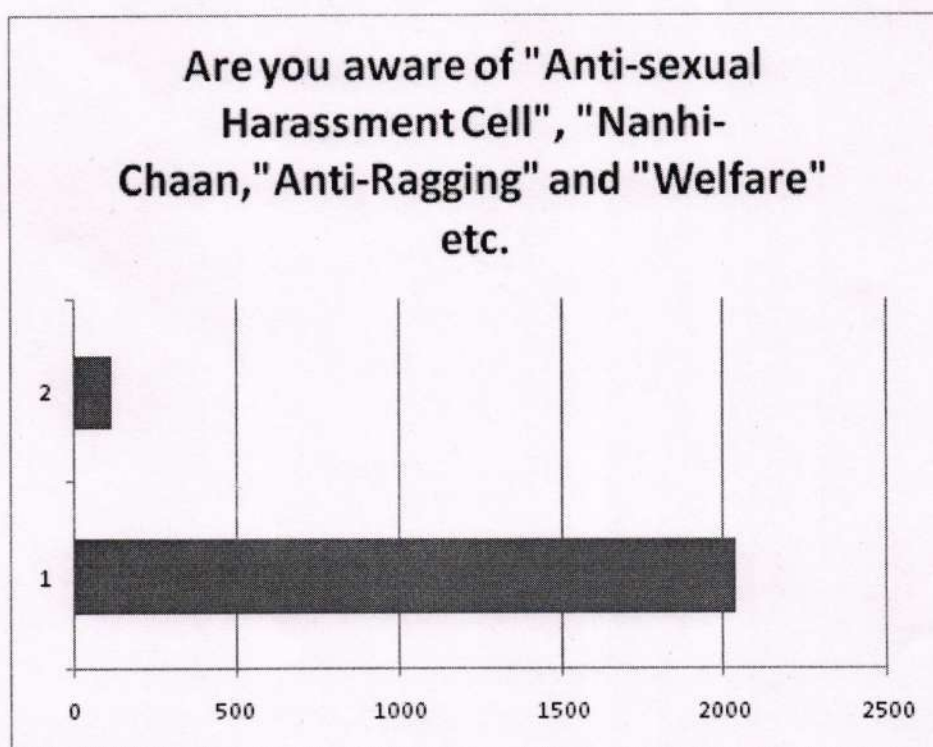
**Interpretation:-**it is analyzed from the above table that 96.2% students are known from NSS and NCC activities.



  
 Principal  
 Guru Nanak College  
 BUDHLADA

**Table:-1.8** Are you aware of "Anti-sexual Harassment Cell", "Nanhi-Chaan,"Anti-Ragging" and "Welfare" etc.?(N = 2144)

Criteria	Number of Students	% age
YES	2031	94.7%
NO	113	5.3%



**Interpretation:-** it is analyzed from the above table that 94.7% students are known about college cells and its activities and 5.3% are not known



  
**Principal**  
**Guru Nanak College**  
**BUDHLADA**

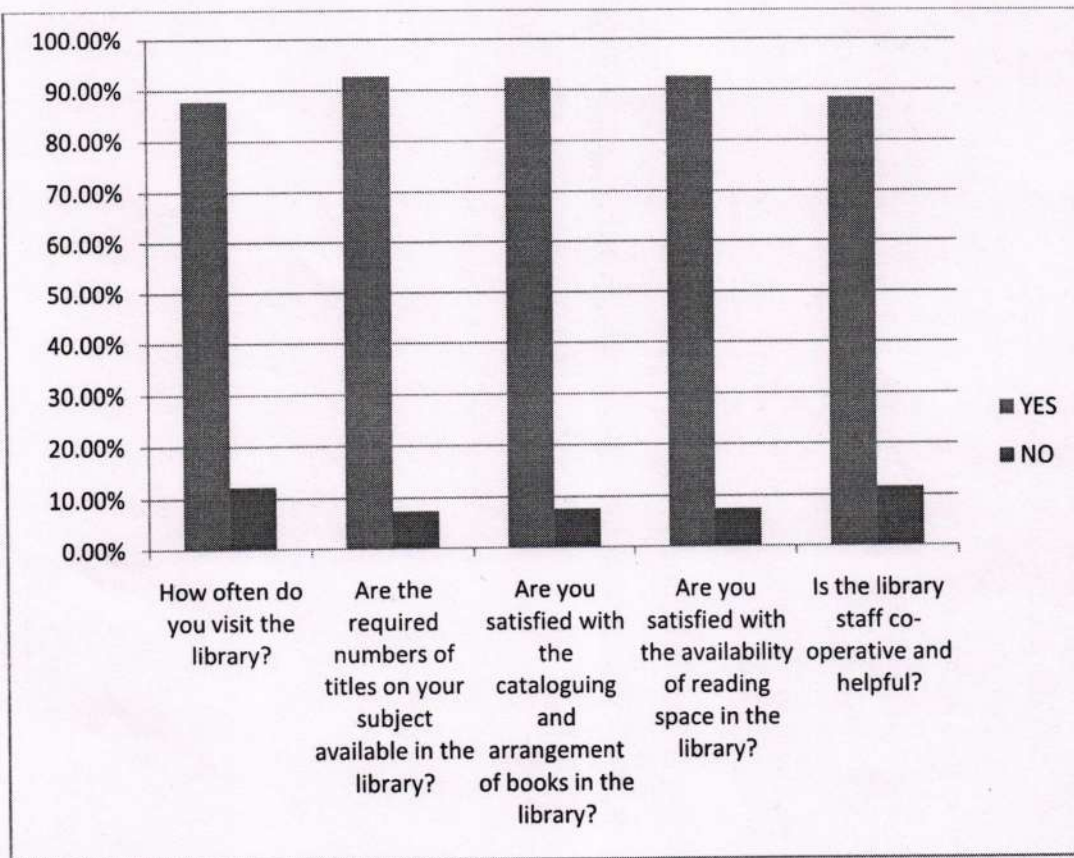


**( d) Section D: Library**

Contents	Yes	%age	No	% age
How often do you visit the library?	1882	87.8%	262	12.2%
Are the required numbers of titles on your subject available in the library?	1987	92.7%	157	7.3%
Are you satisfied with the cataloguing and arrangement of books in the library?	1980	92.4%	164	7.6%
Are you satisfied with the availability of reading space in the library?	1985	92.6%	159	7.4%
Is the library staff co-operative and helpful?	1897	88.5%	247	11.5%



  
**Principal**  
**Guru Nanak College**  
**BUDHLADA**



**Interpretation:-** It is analyzed that 92.7% students are satisfied with the facilities of the library.

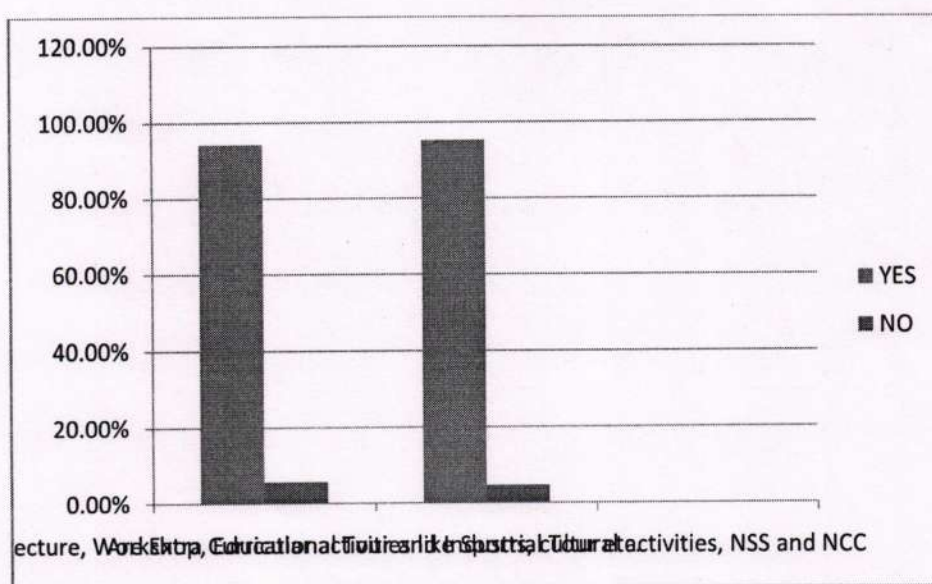


*[Signature]*  
Principal  
Guru Nanak College  
BUDHLADA



**( e) Section E: Other**

Sr. No	Contents	Yes	%age	No	% age
1.	Any Guest Lecture, Workshop, Educational Tour and Industrial Tour etc.	2021	94.3%	123	5.7%
2.	Are Extra Curricular activities like Sports, cultural activities, NSS and NCC	2043	95.3%	101	4.7%



**Interpretation:-** It is analyzed that 94.3% students are satisfied that Guest lectures, Workshops, Tours and extra Curricular activities are organized.



Principal  
Guru Nanak College  
BUDHLADA

## 2. ANALYSIS OF PARENT'S FEEDBACK FORM (N=498)

### (a) Section-A : Parent's Satisfaction

Sr. No	Contents`	Very Poor	Poor	Average	Good	Excellent
1.	Admission Process	5	11	57	90	335
2.	Improvement in knowledge of your daughter/son	4	10	58	92	334
3.	Improvement in skills of your daughter/son	1	11	57	81	348
4.	Improvement in Attitude of your daughter/son	0	15	47	76	360
5.	Improvement in the level of self-confidence of your daughter/son	3	14	36	70	375
6.	Enhancement in the job opportunities of your daughter/son	1	10	57	83	347
7.	Overall Performance( Academic and Extra Curricular activities) of your daughter/son	0	10	51	72	365
8.	Interaction/communication with the college administration	1	2	70	80	345
9.	The College ambience is conducive for learning	2	5	53	72	366
10.	Safety of your daughter/son in the college campus	0	3	79	70	346
11.	The facilities including library, hostel, transport etc.	1	2	63	57	375
12.	Overall rating of the college	3	2	60	80	353

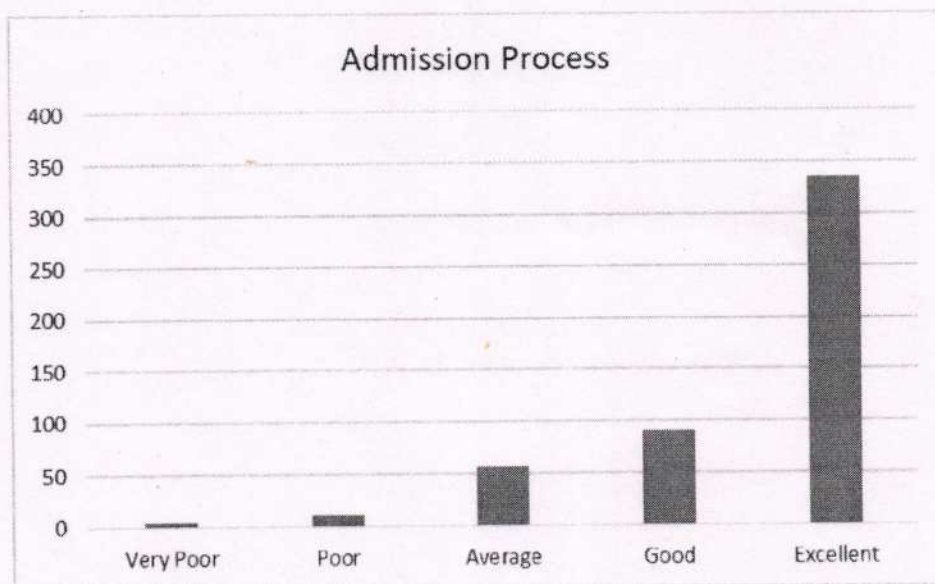


*[Signature]*  
Principal  
Guru Nanak College  
BUDHLADA



**Table:-1.1 Admission Process(N = 498)**

Criteria	Number of Students	% age
Excellent	335	67.3%
Good	90	18.1%
Average	57	11.4%
Poor	11	2.2%
Very Poor	5	1.0%



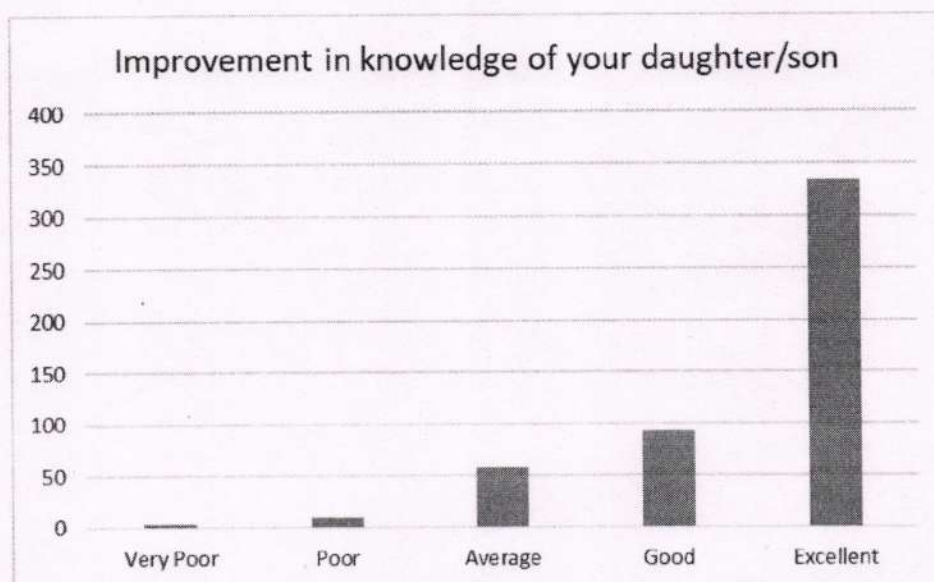
**Interpretation:-**67.3% Parents are strongly agreed and 18.1%are agreeing that Admission Process is Good.



Principal  
Guru Nanak College  
BUDHLADA

**Table:-1.2 Improvement in knowledge of your daughter/son (N = 498)**

Criteria	Number of Students	% age
Excellent	334	67.1 %
Good	92	18.5 %
Average	58	11.6 %
Poor	10	2.0 %
Very Poor	4	0.8 %



**Interpretation:-**67.1% Parents are strongly agreed and 18.5%are agreeing that there is Improvement in knowledge of their daughter/son




Principal  
Guru Nanak College  
BUDHLADA



**Table:-1.3 Improvement in skills of your daughter/son(N = 498)**

Criteria	Number of Students	% age
Excellent	348	69.9%
Good	81	16.3%
Average	57	11.4%
Poor	11	2.2%
Very Poor	1	0.2%



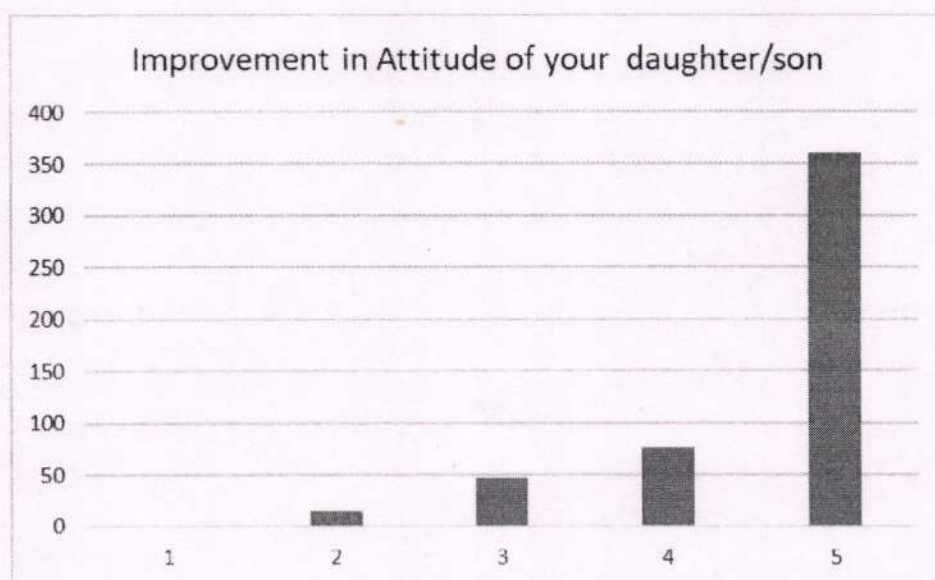
**Interpretation:-**69.9% Parents are strongly agreed and 16.3%are agreeing that there is Improvement in skills of their daughter/son



*[Signature]*  
Principal  
Guru Nanak College  
BUDHLADA

**Table:-1.4 Improvement in Attitude of your daughter/son(N = 498)**

Criteria	Number of Students	% age
Excellent	360	72.3%
Good	76	15.3%
Average	47	9.4%
Poor	15	3.0%
Very Poor	0	0.0%



**Interpretation:-**72.3% Parents are strongly agreed and 15.3% are agreeing that there is Improvement in Attitude of their daughter/son



*Principal*  
Guru Nanak College  
BUDHLADA



**Table:-1.5 Improvement in the level of self-confidence of your daughter/son (N = 498)**

Criteria	Number of Students	% age
Excellent	375	75.3%
Good	70	14.1%
Average	36	7.2%
Poor	14	2.8%
Very Poor	3	0.6%



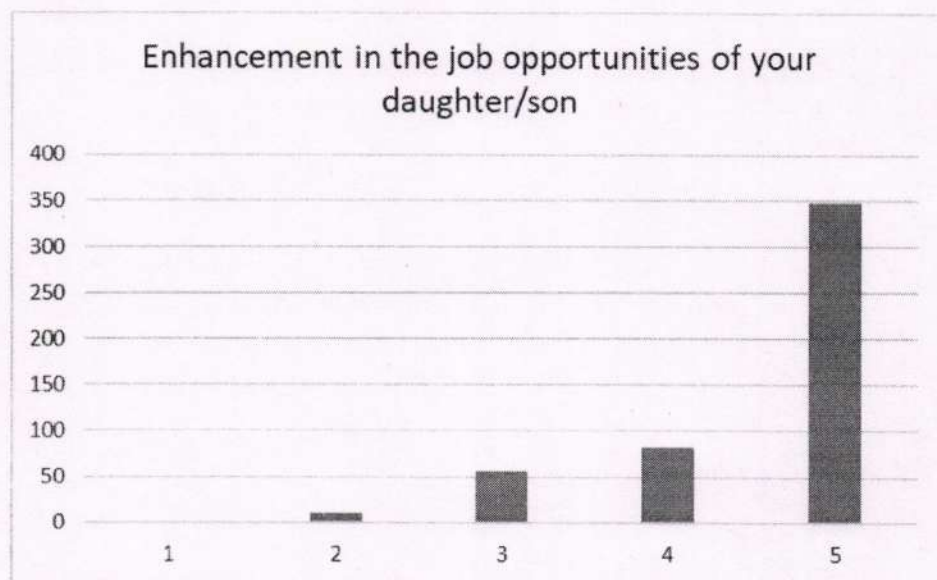
**Interpretation:-**75.3%Parents are strongly agreed and 14.1%are agreeing that there is Improvement in the level of self-confidence of their daughter/son



  
Principal  
Guru Nanak College  
BUDHLADA

**Table:-1.6 Enhancement in the job opportunities of your daughter/son(N = 498)**

Criteria	Number of Students	% age
Excellent	347	69.7%
Good	83	16.7%
Average	57	11.4%
Poor	10	2.0%
Very Poor	1	0.2%



**Interpretation:-**69.7%Parents are strongly agreed and 16.7% are agreeing that there is enhancement in job opportunities of their daughter/son

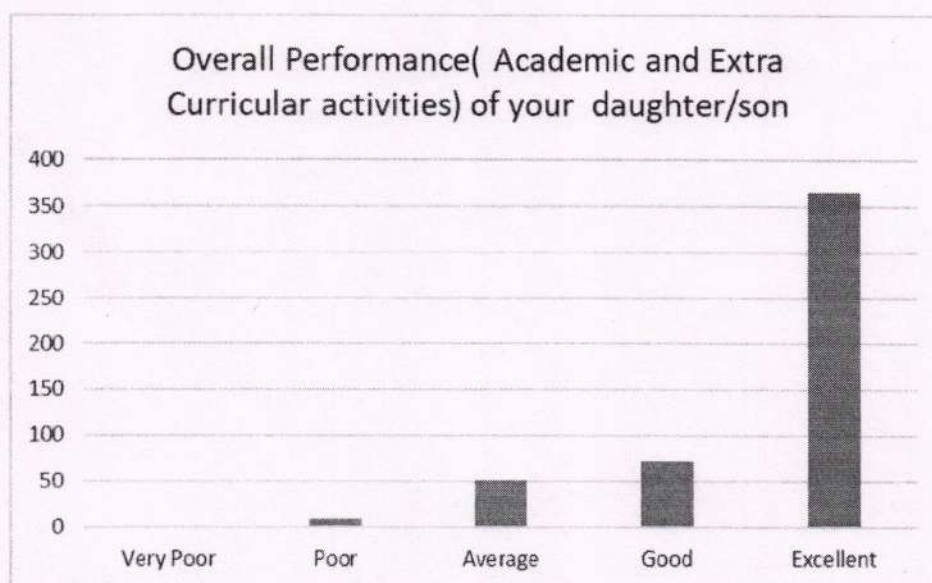


*[Signature]*  
Principal  
Guru Nanak College  
BUDHLADA



**Table:-1.7 Overall Performance( Academic and Extra Curricular activities) of your daughter/son (N = 498)**

Criteria	Number of Students	% age
Excellent	365	73.3%
Good	72	14.5%
Average	51	10.2%
Poor	10	2.0%
Very Poor	0	0.0%



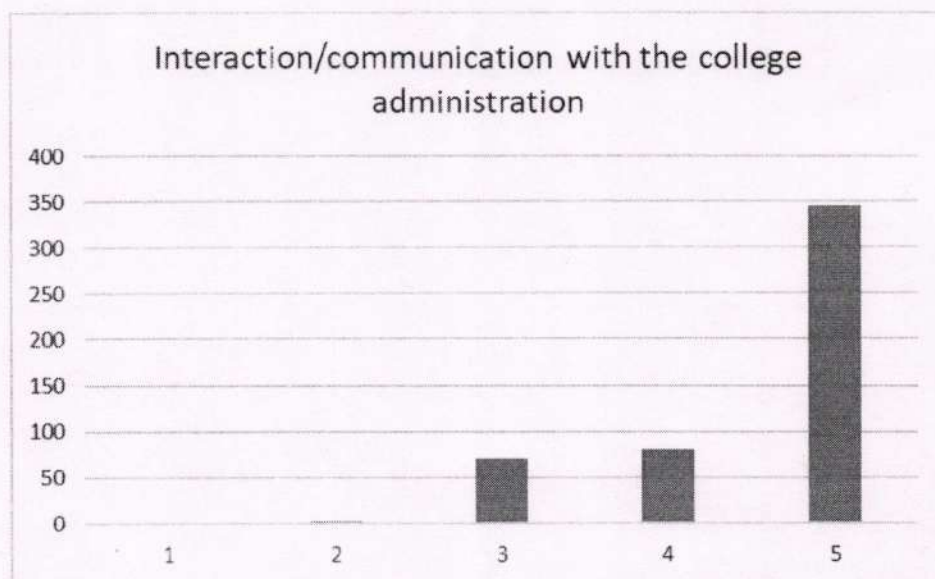
**Interpretation:-**73.3% Parents are strongly agreed and 14.5% are agreeing that there is enhancement in overall Performance of their daughter/son



*[Signature]*  
Principal  
Guru Nanak College  
BUDHLADA

**Table:-1.8 Interaction/communication with the college administration (N = 498)**

Criteria	Number of Students	% age
Excellent	345	69.3%
Good	80	16.1%
Average	70	14.1%
Poor	2	0.4%
Very Poor	1	0.2%



**Interpretation:-** 69.3% Parents are strongly agreed and 16.1% are agreeing that there is good interaction /communication with the college

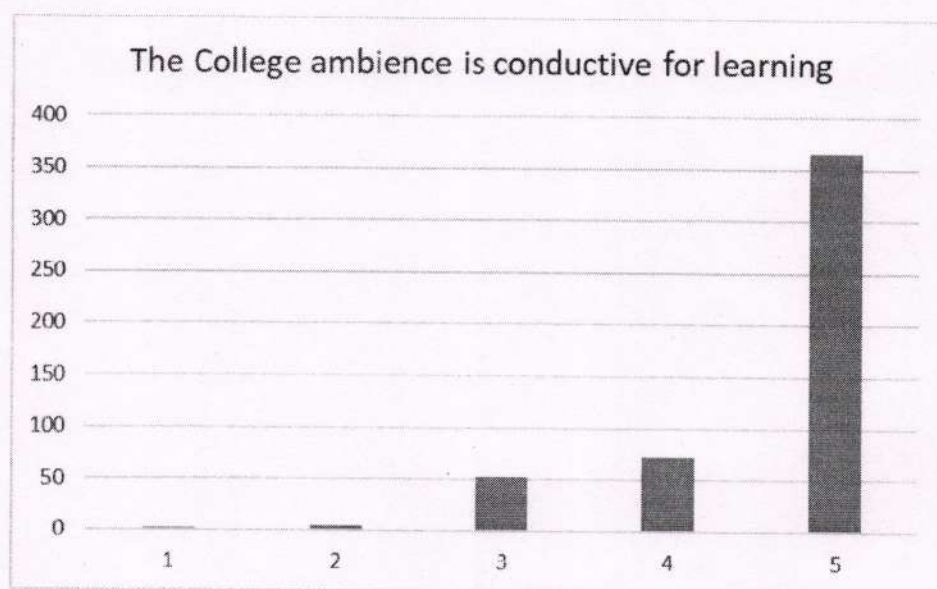


*[Signature]*  
Principal  
Guru Nanak College  
BUDHLADA



**Table:-1.9 The College ambience is conducive for learning(N = 498)**

Criteria	Number of Students	% age
Excellent	366	73.5%
Good	72	14.5%
Average	53	10.6%
Poor	5	1.0%
Very Poor	2	0.4%



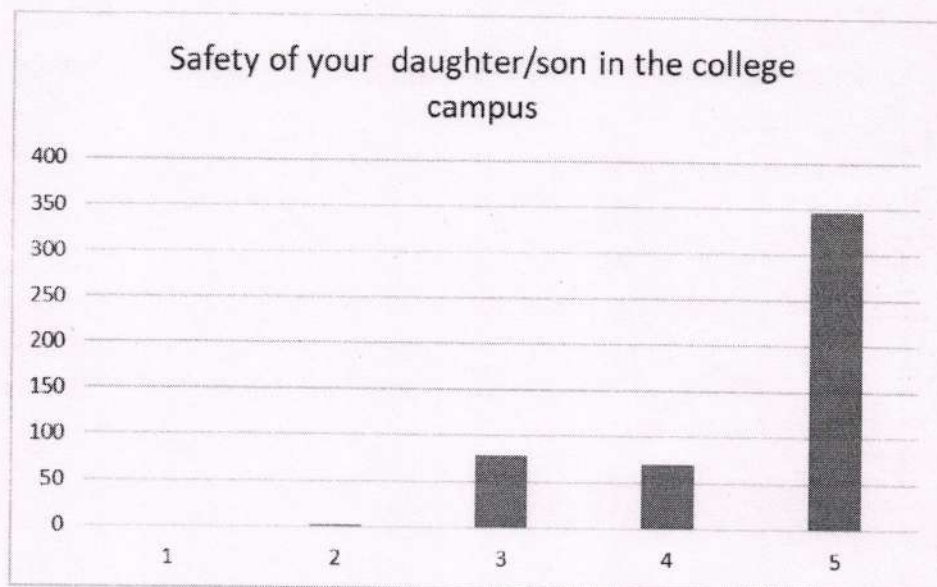
**Interpretation:-** 73.5% Parents are strongly agreed and 14.5% are agreeing that the College ambience is conducive for learning



  
 Principal  
 Guru Nanak College  
 BUDHLADA

**Table:-1.10 Safety of your daughter/son in the college campus(N = 498)**

Criteria	Number of Students	% age
Excellent	346	69.5%
Good	70	14.1%
Average	79	15.9%
Poor	3	0.6%
Very Poor	0	0.0%



**Interpretation:-** 69.5% Parents are strongly agreed and 14.1% are agreeing that there is safety of their daughter/son in the college Campus

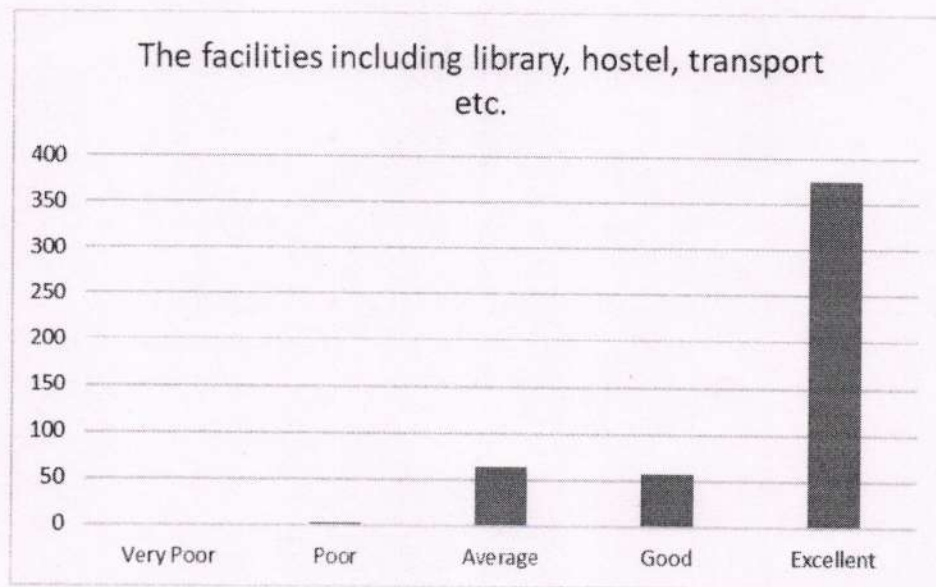


  
**Principal**  
**Guru Nanak College**  
**BUDHLADA**




**Table:-1.11 The facilities including library, hostel, transport etc.(N =498)**

Criteria	Number of Students	% age
Excellent	375	75.3%
Good	57	11.4%
Average	63	12.7%
Poor	2	0.4%
Very Poor	1	0.2%



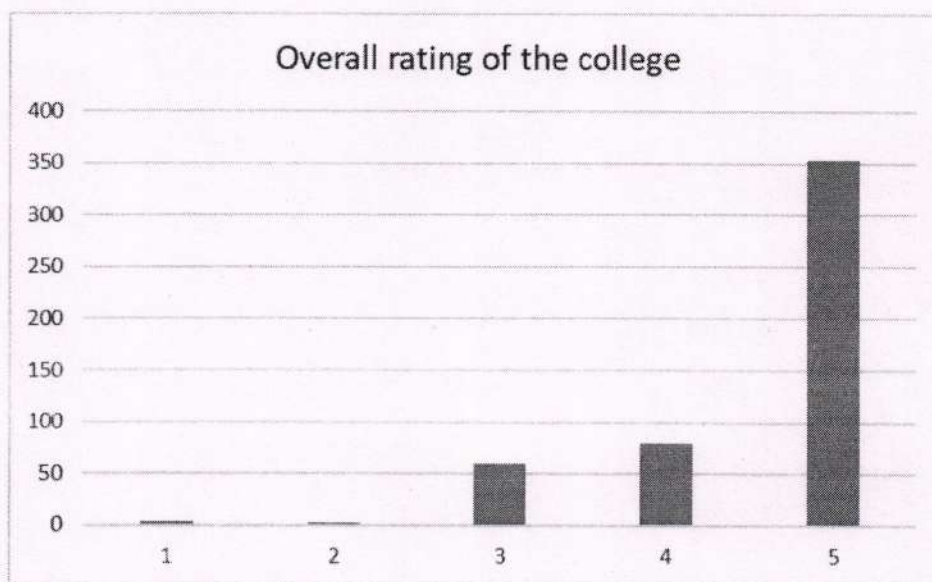
**Interpretation:-** 75.3% Parents are strongly agreed and 11.4% are agreeing that there are good facilities including library, hostel, transport etc.



  
 Principal  
 Guru Nanak College  
 BUDHLADA

**Table:-1.12 Overall rating of the college (N = 498)**

Criteria	Number of Students	% age
Excellent	353	70.9%
Good	80	16.1%
Average	60	12.0%
Poor	2	0.4%
Very Poor	3	0.6%



**Interpretation:-** 70.9% Parents are strongly agreed and 16.1% are agreeing that overall college is very good.




Principal  
 GURU NANAK COLLEGE  
 BUDHLADA



### 3. ANALYSIS OF ALUMNI FEEDBACK FORM (N=432)

#### (a) Section-A : About College

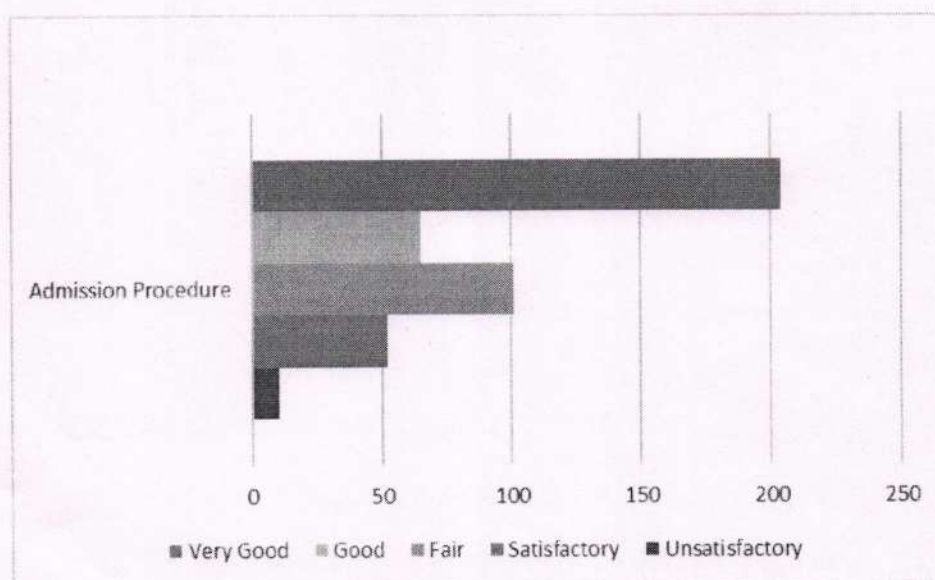
Sr. No	Contents`	Unsatisfactory	Satisfactory	Fair	Good	Very Good
1.	Admission Procedure	10	52	101	65	204
2.	Infrastructure and Lab facilities	3	45	110	23	200
3.	Faculty	2	35	120	50	225
4.	Project Guidance	4	38	133	52	205
5.	Quality of support material	7	54	9	156	200
6.	Training and Placement	7	59	102	60	204
7.	Library	1	53	103	65	210
8.	Canteen Facilities	7	59	105	69	192
9.	Hostel Facilities	2	35	98	74	223
10.	Overall Rating of the College	9	41	101	68	213
11.	Alumni Association/ Network of Old Friends	10	52	101	65	204




  
Principal  
Guru Nanak College  
BUDHLADA

**Table:-1.1 Admission Process(N = 432)**

Criteria	Number of Students	% age
Very Good	204	47.2%
Good	65	15.0%
Fair	101	23.4%
Satisfactory	52	12.0%
Unsatisfactory	10	2.3%



**Interpretation:-** 47.2% Students are strongly agreed and 15% are agreeing that Admission process is good.

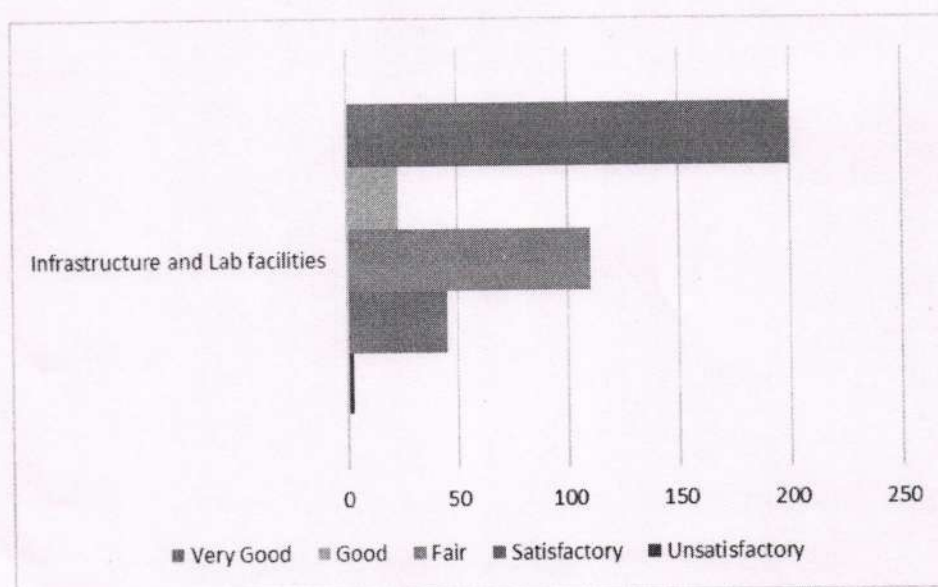


*Principal*  
Guru Nanak College  
BUDHLADA



**Table:-1.2 Infrastructure and Lab facilities (N = 432)**

Criteria	Number of Students	% age
Very Good	200	46.3%
Good	23	5.3%
Fair	110	25.5%
Satisfactory	45	10.4%
Unsatisfactory	3	0.7%



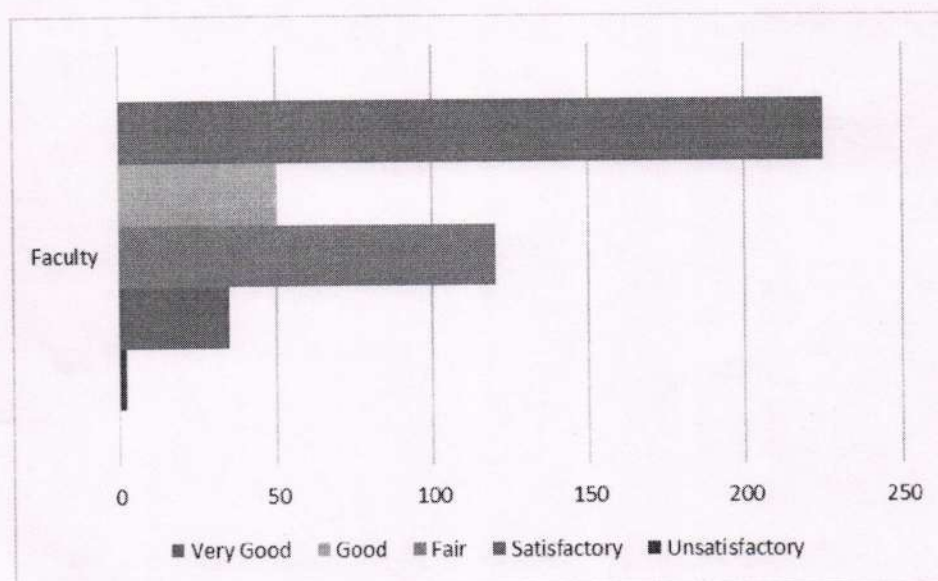
**Interpretation:-** 46.3% Students are strongly agreed and 5.3% are agreeing that Infrastructure and Lab facilities is good.



  
Principal  
Guru Nanak College  
BUDHLADA

**Table:-1.3 Faculty (N = 432)**

Criteria	Number of Students	% age
Very Good	225	52.1%
Good	50	11.6%
Fair	120	27.8%
Satisfactory	35	8.1%
Unsatisfactory	2	0.5%



**Interpretation:-** 52.1% Students are strongly agreed and 11.6% are agreeing that Faculty is good.

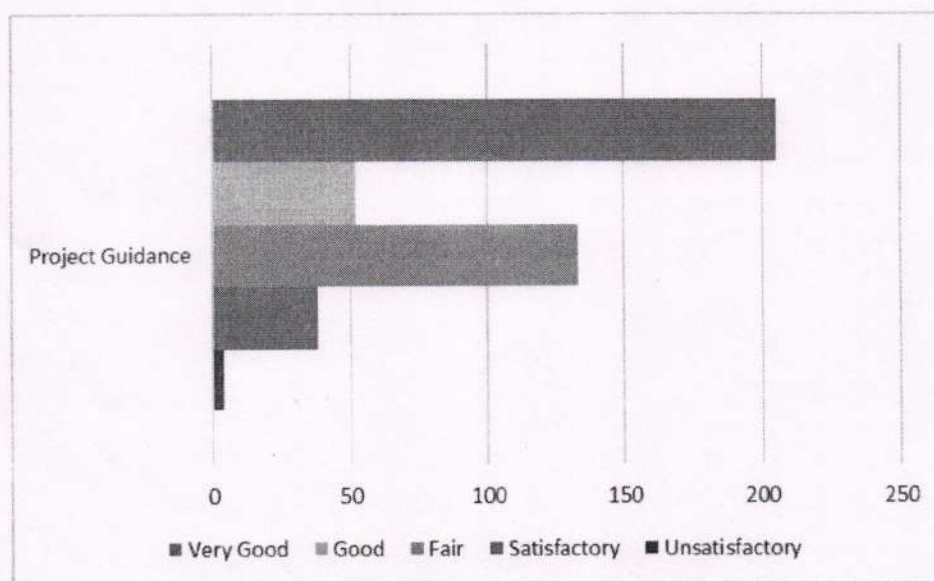


*[Signature]*  
Principal  
Guru Nanak College  
BUDHLADA



**Table:-1.4Project Guidance (N = 432)**

Criteria	Number of Students	% age
Very Good	205	47.5%
Good	52	12.0%
Fair	133	30.8%
Satisfactory	38	8.8%
Unsatisfactory	4	0.9%



**Interpretation:-** 47.5% Students are strongly agreed and 12% are agreeing that Project Guidance is good.

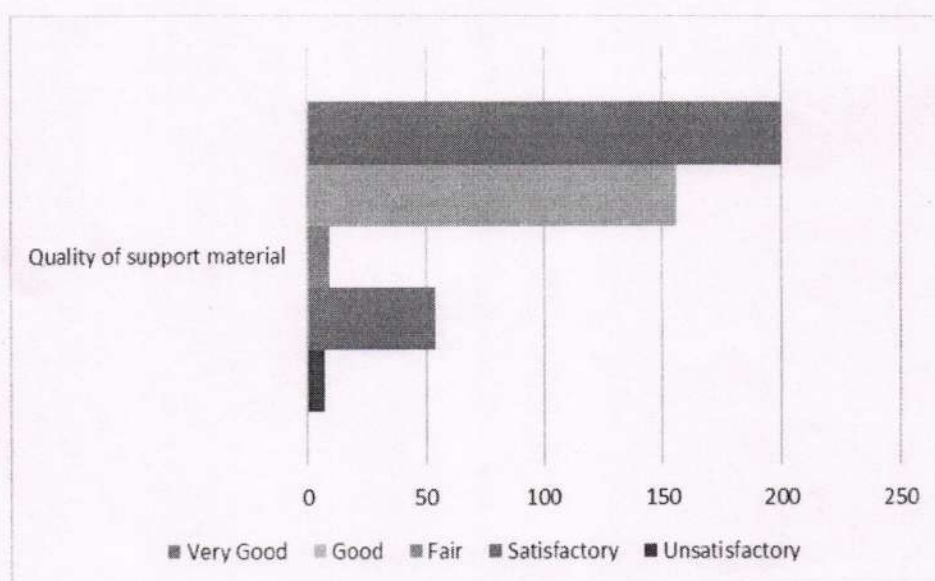


**Table:-1.5Quality of support material (N = 432)**



*Principal*  
Guru Nanak College  
BUDHLADA

Criteria	Number of Students	% age
Very Good	200	46.3%
Good	156	36.1%
Fair	9	2.1%
Satisfactory	54	12.5%
Unsatisfactory	7	1.6%



**Interpretation:-** 46.3% Students are strongly agreed and 36.1% are agreeing that Quality of support material is good.



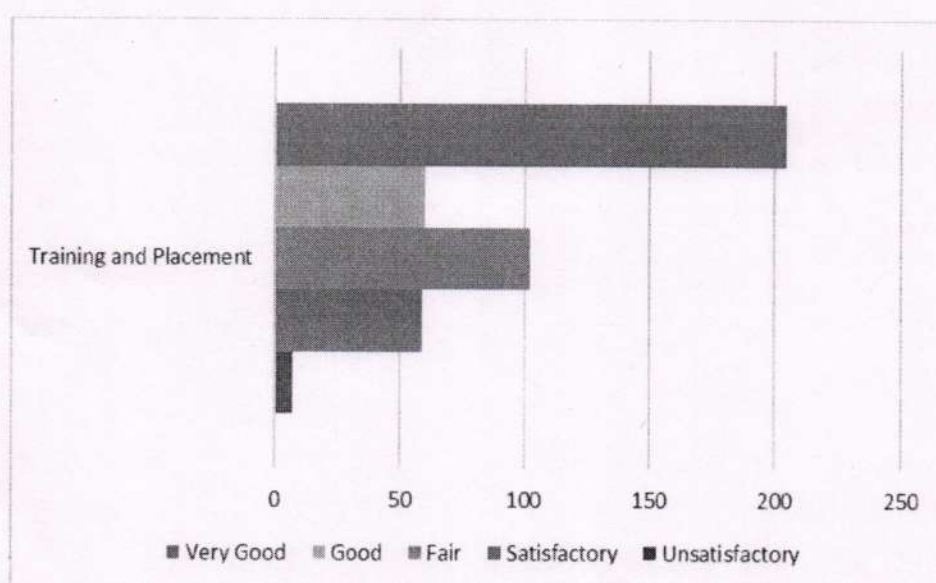
**Table:-1.6 Training and Placement (N = 432)**



Principal  
Guru Nanak College  
BUDHLADA




Criteria	Number of Students	% age
Very Good	204	47.2%
Good	60	13.9%
Fair	102	23.6%
Satisfactory	59	13.7%
Unsatisfactory	7	1.6%



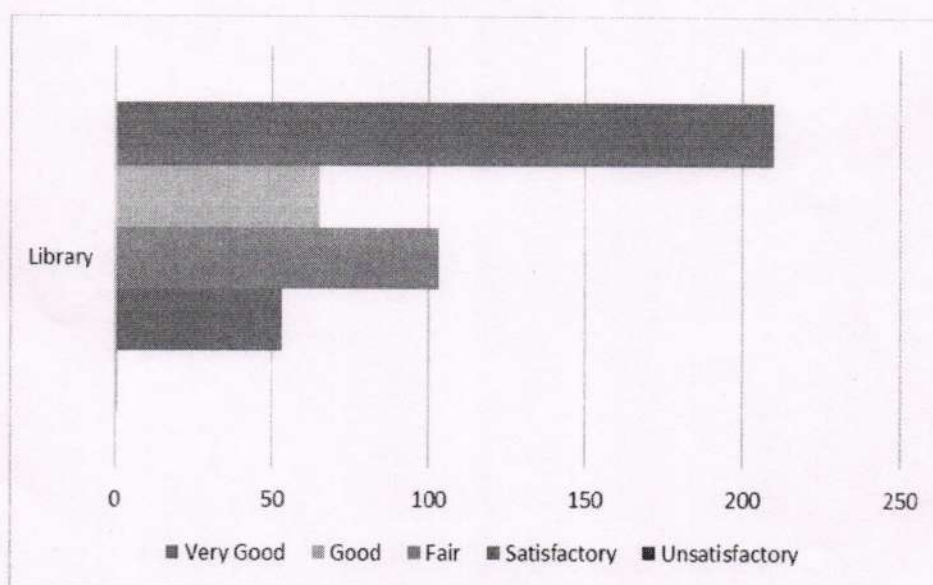
**Interpretation:-** 47.2% Students are strongly agreed and 13.9% are agreeing that Training and Placement is good.

**Table:-1.7 Library (N = 432)**



*(Signature)*  
Principal  
Guru Nanak College  
BUDHLADA

Criteria	Number of Students	% age
Very Good	210	48.6%
Good	65	15.0%
Fair	103	23.8%
Satisfactory	53	12.3%
Unsatisfactory	1	0.2%



**Interpretation:-** 48.6% Students are strongly agreed and 15% are agreeing that Library is good.

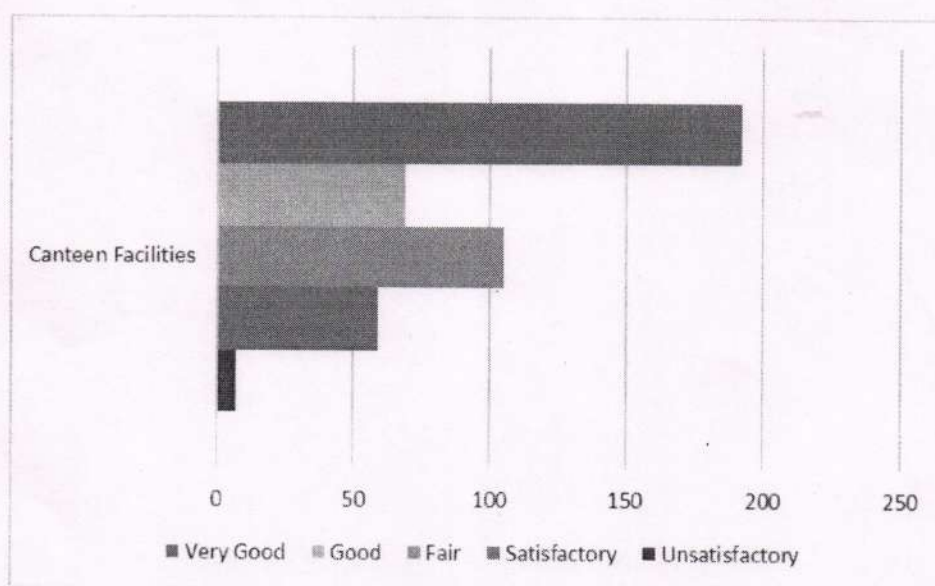


*Principal*  
**Guru Nanak College  
 BUDHLADA**



**Table:-1.8 Canteen Facilities (N = 432)**

Criteria	Number of Students	% age
Very Good	192	44.4%
Good	69	16.0%
Fair	105	24.3%
Satisfactory	59	13.7%
Unsatisfactory	7	1.6%



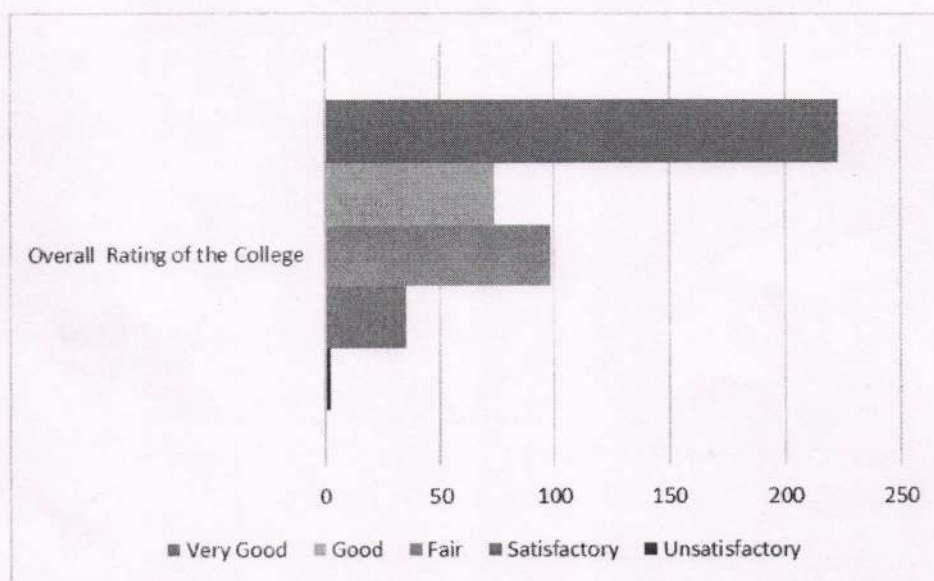
**Interpretation:-** 44.4% Students are strongly agreed and 16% are agreeing that Canteen Facilities are good.



*(Signature)*  
Principal  
Guru Nanak College  
BUDHLADA

**Table:-1.9 Overall Rating of the College (N = 432)**

Criteria	Number of Students	% age
Very Good	223	51.6%
Good	74	17.1%
Fair	98	22.7%
Satisfactory	35	8.1%
Unsatisfactory	2	0.5%



**Interpretation:-** 48.75% Students are strongly agreed and 16.75% are agreeing that Overall Rating of the College is good.

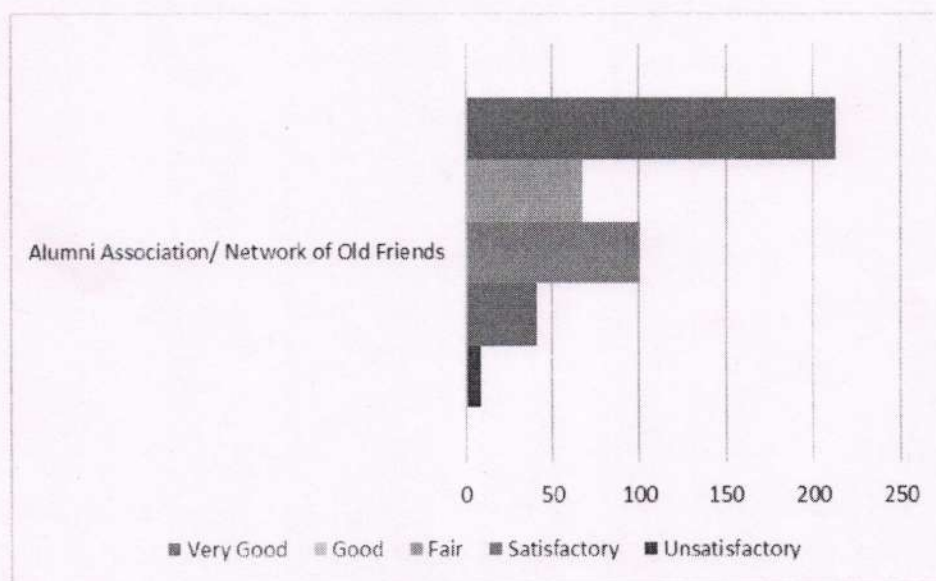


  
Principal  
Guru Nanak College  
BUDHLADA



**Table:-1.10 Alumni Association/ Network of Old Friends (N = 432)**

Criteria	Number of Students	% age
Very Good	196	49%
Good	59	14.75%
Fair	99	24.75%
Satisfactory	39	9.75%
Unsatisfactory	7	1.75%



**Interpretation:-** 49% Students are strongly agreed and 14.75% are agreeing that Alumni Association/ Network of Old Friends is held.



*[Signature]*  
Principal  
Guru Nanak College  
BUDHLADA


**(a) Section-B : About Department and College (432)**

Sr. No	Contents`	Yes	% age	No	% age
1	Do you feel proud to be associated with college as Alumni	392	90.7%	40	9.3%
2	How do you rate development activities organized by the college for your Overall development	402	93.1%	30	6.9%
3	Were/Are your grievances properly handled at the college as a student	412	95.4%	20	4.6%
4	Were/ Are your grievances properly handled at the college as Alumni	407	94.2%	25	5.8%
5	Have you obtained sufficient technical knowledge(both in theory and Practice) at College	397	91.9%	35	8.1%
6	Were the HOD's and Faculties co-operative	392	90.7%	40	9.3%
7	Is the Education imparted at college useful and relevant in your present job	382	88.4%	50	11.6%



  
Principal  
Guru Nanak College  
BUDHLADA





*[Signature]*  
Principal  
Guru Nanak College  
BUDHLADA


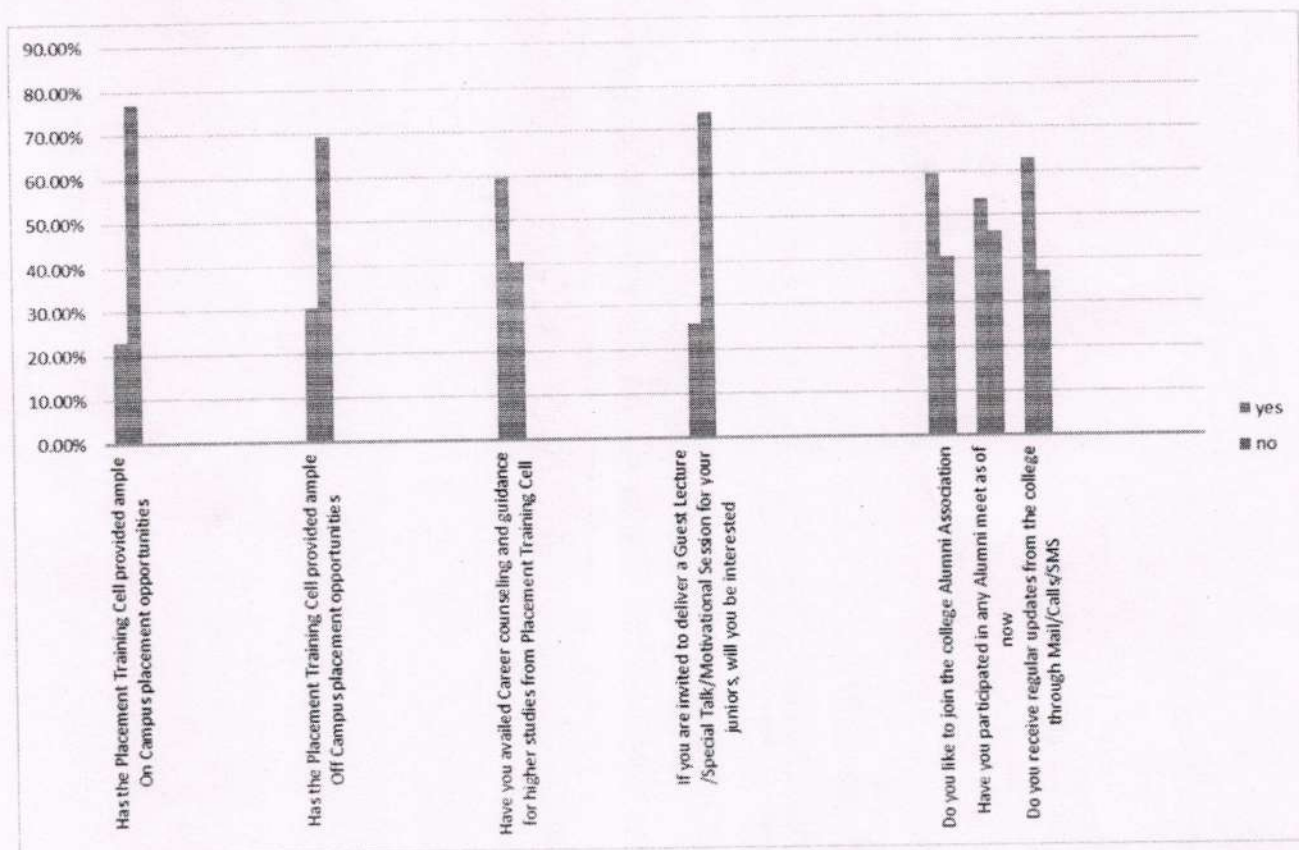
**( c ) Section-C : About Placement Training Cell(432)**

Sr. No	Contents`	Yes	% age	No	% age
1	Has the Placement Training Cell provided ample On Campus placement opportunities	100	23.1%	332	76.9%
2	Has the Placement Training Cell provided ample Off Campus placement opportunities	132	30.6%	300	69.4%
3	Have you availed Career counseling and guidance for higher studies from Placement Training Cell	257	59.5%	175	40.5%
4	If you are invited to deliver a Guest Lecture /Special Talk/Motivational Session for your juniors, will you be interested	112	25.9%	320	74.1%
5	Do you like to join the college Alumni Association	257	59.5%	175	40.5%
6	Have you participated in any Alumni meet as of now	232	53.7%	200	46.3%
7	Do you receive regular updates from the college through Mail/Calls/SMS	272	63.0%	160	37.0%



*Principal*  
Guru Nanak College  
BUDHLADA





Principal  
Guru Nanak College  
BUDHLADA