

Guru Nanak College Budhlada

Internal Quality Assurance Cell

Academic Year-2019-20


Feedback Analysis Report of Survey regarding Attainment of Programme and Course outcomes

A survey was conducted on the attainment of Programme and Course outcomes at the end of academic year. A questionnaire comprising of 11 multiple choice questions was circulated among the students and collected from 1260 students. Collected data was then analyzed by IQAC.

Student Survey regarding attainment of Programme and Course outcomes


Total number of students evolved in survey=1260


Sr. No.	Contents	Excellent	Very Good	Good	Satisfactory	Below Average
1	Understanding of the course content	315	361	339	156	29
2	Expectation of the course relevance to the outcome	326	423	296	204	11
3	Learning value (in terms of knowledge, concepts, abilities) of the course	476	287	339	144	14
4	Relevance of the course in terms of the job	316	419	289	227	9
5	Relevance of the course in terms of skill & employability	349	356	315	227	13
6	Relevance of the course to your real life	427	276	353	197	7



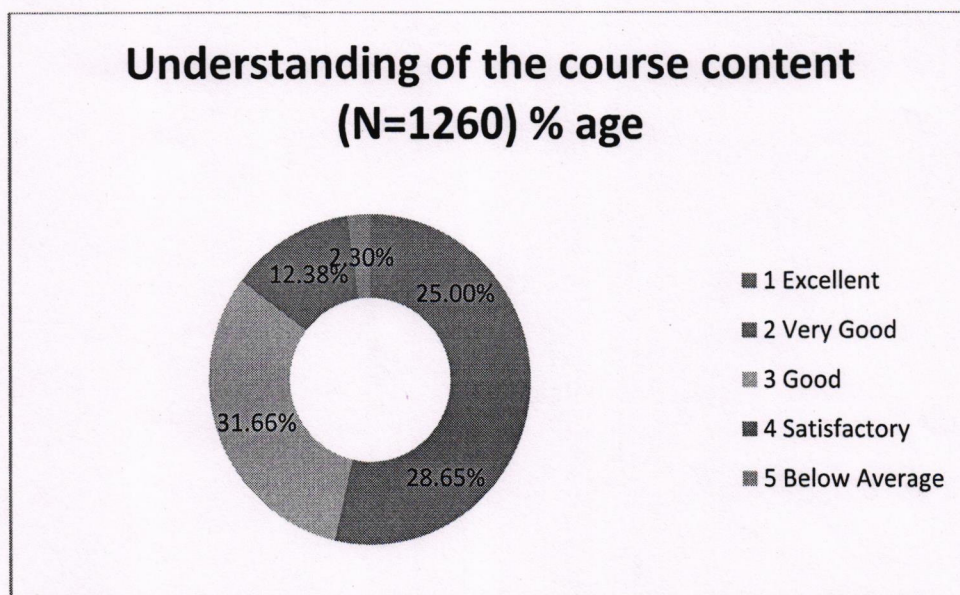
AS
Principal
Guru Nanak College
BUDHLADA

7	Relevance of the laboratory works / project works to your future life	386	243	365	241	25
8	Extent of the curriculum in creation of interest towards higher studies	342	409	274	218	17
9	Academic/ extension activity helpful in enhancement of your personality	356	283	399	209	13
10	Rate overall learning experience of the program	310	456	271	214	9
11	Rate the overall skill attained in the program	323	436	287	198	16






 Principal
 Guru Nanak College
 BUDHLADA

1. Understanding of the course content (N=1260)			
Sr. No.	Criteria	Number of Students	% age
1	Excellent	315	25.00%
2	Very Good	361	28.65%
3	Good	399	31.66%
4	Satisfactory	156	12.38%
5	Below Average	29	2.30%

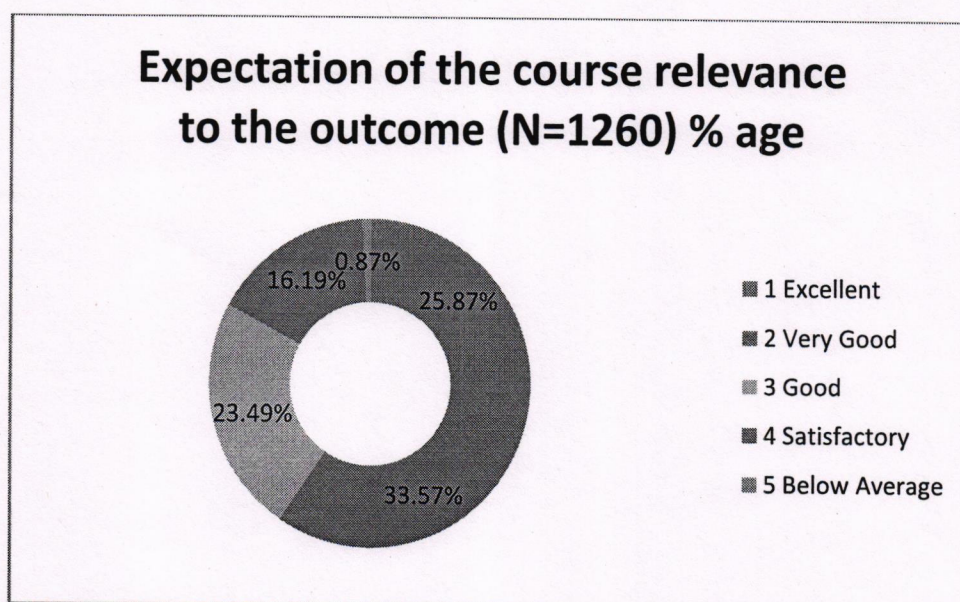


Interpretation- It is analyzed from above graph that 85.31% of total students strongly agreed with understanding of course content, while 12.38% of total students said that understanding of course content is satisfactory.






 Principal
 Guru Nanak College
 BUDHLADA

2. Expectation of the course relevance to the outcome (N=1260)			
Sr. No.	Criteria	Number of Students	% age
1	Excellent	326	25.87%
2	Very Good	423	33.57%
3	Good	296	23.49%
4	Satisfactory	204	16.19%
5	Below Average	11	0.87%

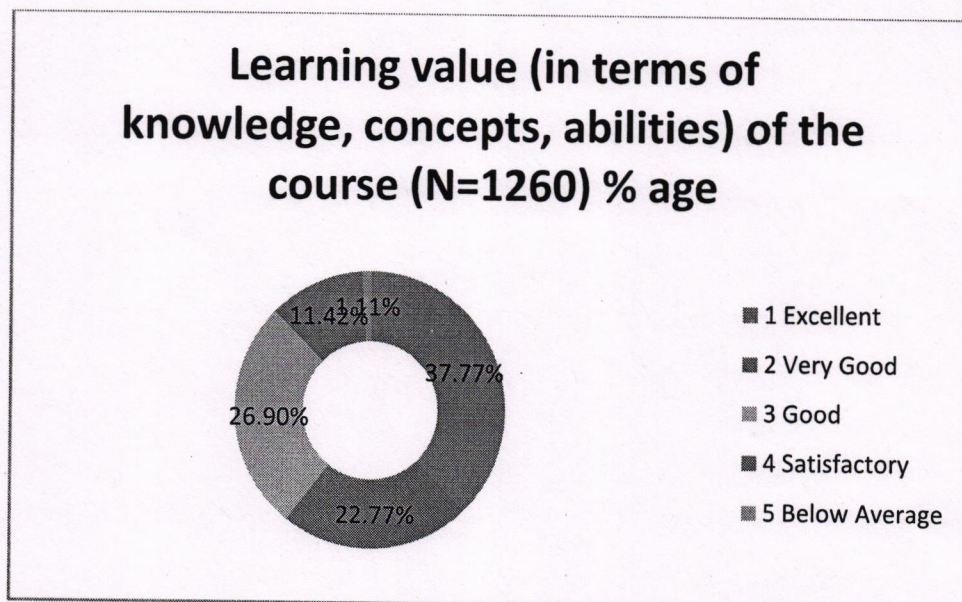


Interpretation- It is analyzed from above graph that 82.93% of total students strongly agreed that course is relevant to outcome, while 16.19% of total students said that course relevant to outcome is satisfactory





Principal
Guru Nanak College
BUOHLADA

3. Learning value (in terms of knowledge, concepts, abilities) of the course (N=1260)			
Sr. No.	Criteria	Number of Students	% age
1	Excellent	476	37.77%
2	Very Good	287	22.77%
3	Good	339	26.90%
4	Satisfactory	144	11.42%
5	Below Average	14	1.11%

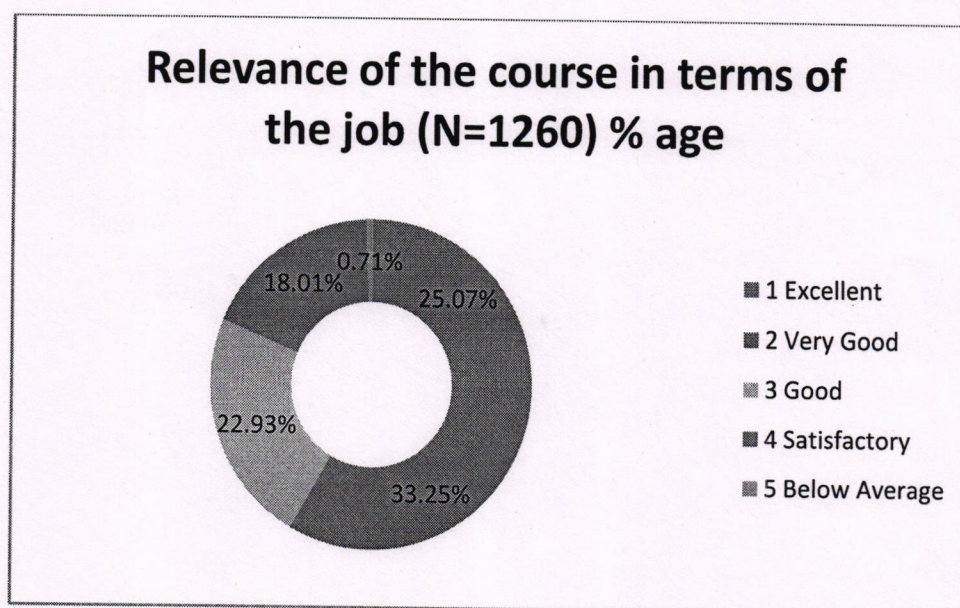


Interpretation- It is analyzed from above graph that 87.44% of total students strongly agreed with Learning value (in terms of knowledge, concepts, abilities) of the course, while 11.42% of total students said that Learning value (in terms of knowledge, concepts, abilities) of the course is satisfactory.





 Principal
 Guru Nanak College
 BUDHLADA

4. Relevance of the course in terms of the job (N=1260)			
Sr. No.	Criteria	Number of Students	% age
1	Excellent	316	25.07%
2	Very Good	419	33.25%
3	Good	289	22.93%
4	Satisfactory	227	18.01%
5	Below Average	9	0.71%



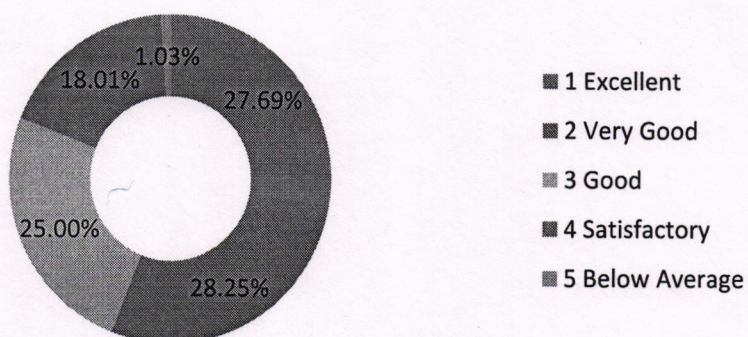
Interpretation- It is analyzed from above graph that 81.25% of total students strongly agreed with Relevance of the course in terms of the job, while 18.01% of total students said that Relevance of the course in terms of the job is satisfactory.



Principal
Guru Nanak College
BUDHLADA


5. Relevance of the course in terms of skill & employability (N=1260)			
Sr. No.	Criteria	Number of Students	% age
1	Excellent	349	27.69%
2	Very Good	356	28.25%
3	Good	315	25.00%
4	Satisfactory	227	18.01%
5	Below Average	13	1.03%

Relevance of the course in terms of skill & employability (N=1260) % age

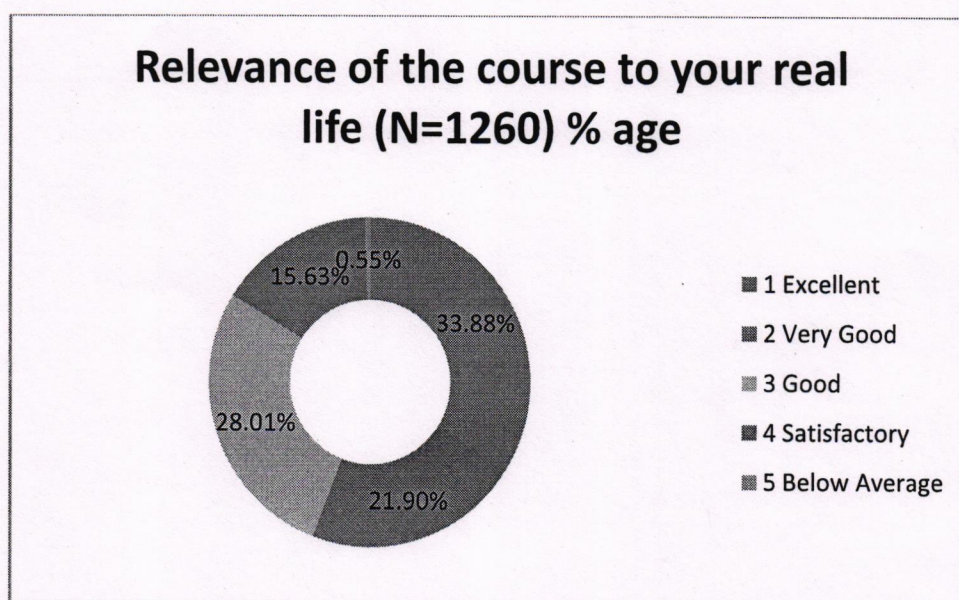


Interpretation- It is analyzed from above graph that 80.94% of total students strongly agreed with Relevance of the course in terms of skill & employability, while 18.01% of total students said that Relevance of the course in terms of skill & employability is satisfactory.





 Principal
 Guru Nanak College
 BUDHLADA

6. Relevance of the course to your real life (N=1260)			
Sr. No.	Criteria	Number of Students	% age
1	Excellent	427	33.88%
2	Very Good	276	21.90%
3	Good	353	28.01%
4	Satisfactory	197	15.63%
5	Below Average	7	0.55%

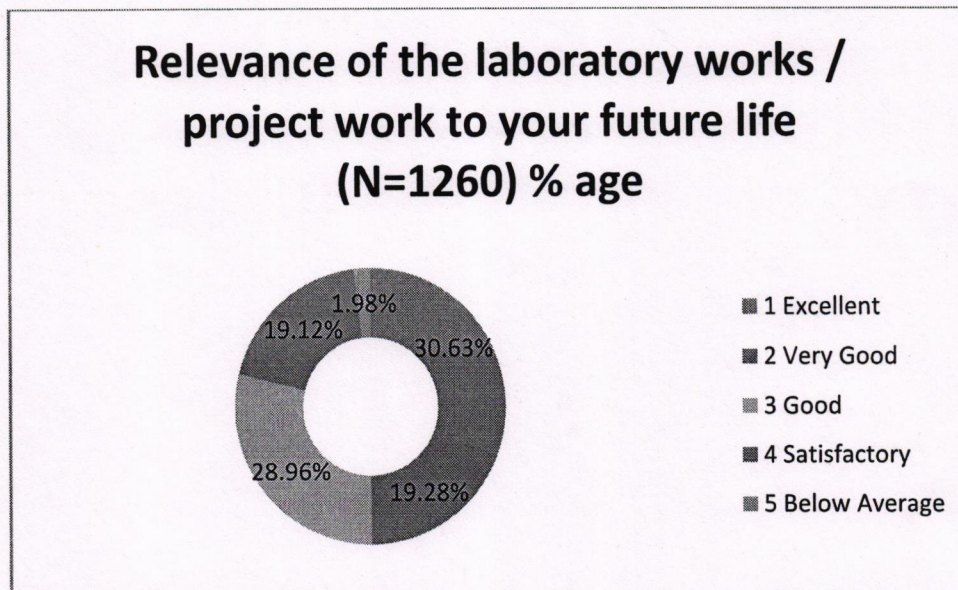


Interpretation- It is analyzed from above graph that 83.79% of total students strongly agreed with Relevance of the course to your real life, while 15.63% of total students said that Relevance of the course to your real life is satisfactory.





 Principal
 Guru Nanak College
 BUDHLADA

7. Relevance of the laboratory works / project work to your future life (N=1260)			
Sr. No.	Criteria	Number of Students	% age
1	Excellent	386	30.63%
2	Very Good	243	19.28%
3	Good	365	28.96%
4	Satisfactory	241	19.12%
5	Below Average	25	1.98%




Interpretation- It is analyzed from above graph that 78.87% of total students strongly agreed with Relevance of the laboratory works / project work to their future life, while 19.12% of total students said that Relevance of the laboratory works / project work to their future life is satisfactory.




 Principal
 Guru Nanak College
 RUDHLADA


8. Extent of the curriculum in creation of interest towards higher studies (N=1260)			
Sr. No.	Criteria	Number of Students	% age
1	Excellent	342	27.14%
2	Very Good	409	32.46%
3	Good	274	21.74%
4	Satisfactory	218	17.30%
5	Below Average	17	1.34%

**Extent of the curriculum in creation
of interest towards higher studies
(N=1260) % age**



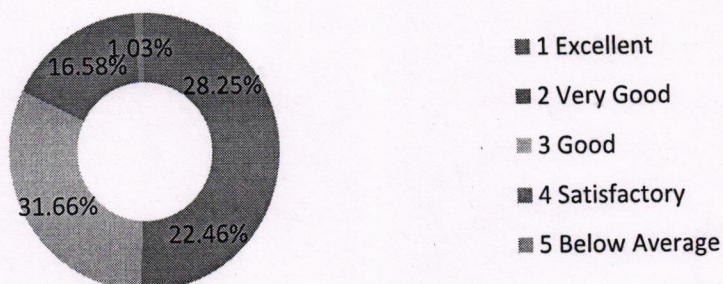
Interpretation- It is analyzed from above graph that 81.34% of total students strongly agreed with Extent of the curriculum in creation of interest towards higher studies, while 17.30% of total students said that Extent of the curriculum in creation of interest towards higher studies is satisfactory.




Principal,
Guru Nanak College
BUDHLADA

9. Academic/ extension activity helpful in enhancement of your personality (N=1260)			
Sr. No.	Criteria	Number of Students	% age
1	Excellent	356	28.25%
2	Very Good	283	22.46%
3	Good	399	31.66%
4	Satisfactory	209	16.58%
5	Below Average	13	1.03%

Academic/ extension activity helpful in enhancement of your personality (N=1260) % age

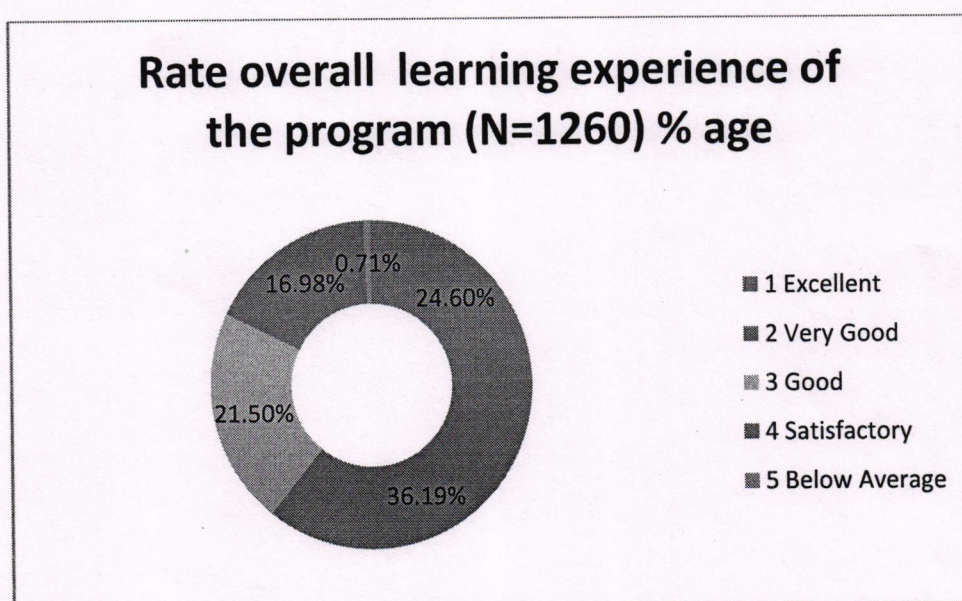


Interpretation- It is analyzed from above graph that 82.37% of total students strongly agreed with Academic/ extension activity helpful in enhancement of their personality, while 16.58% of total students said that Academic/ extension activity helpful in enhancement of their personality is satisfactory.




[Signature]
Principal
Guru Nanak College
BUDHLADA

10. Rate overall learning experience of the program (N=1260)			
Sr. No.	Criteria	Number of Students	% age
1	Excellent	310	24.60%
2	Very Good	456	36.19%
3	Good	271	21.50%
4	Satisfactory	214	16.98%
5	Below Average	9	0.71%

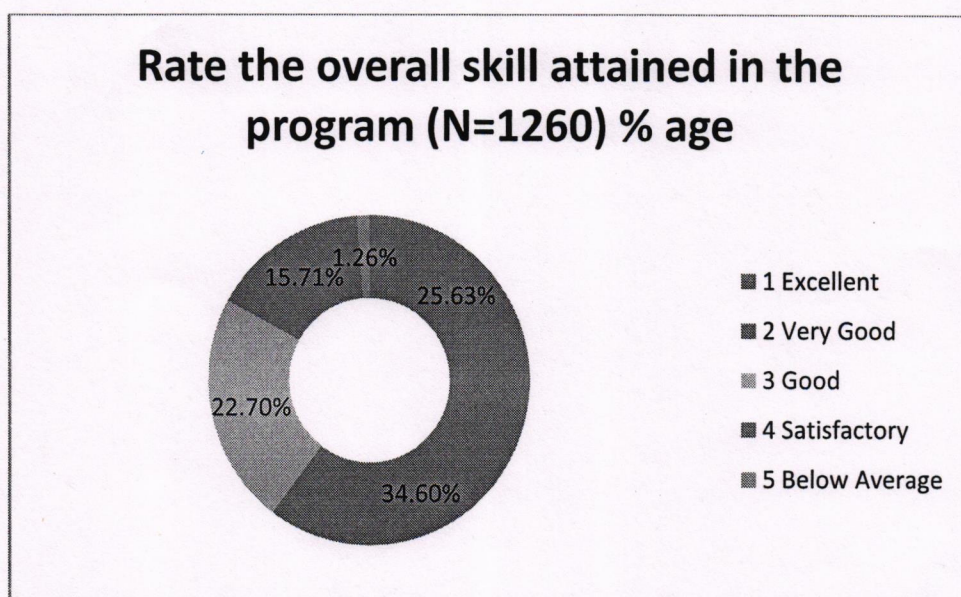


Interpretation- It is analyzed from above graph that 82.29% of total students strongly agreed with overall learning experience of the program, while 16.98% of total students said that overall learning experience of the program is satisfactory.





 - Principal
 Guru Nanak College
 BUDHLADA

11. Rate the overall skill attained in the program (N=1260)			
Sr. No.	Criteria	Number of Students	% age
1	Excellent	323	25.63%
2	Very Good	436	34.60%
3	Good	287	22.7%
4	Satisfactory	198	15.71%
5	Below Average	16	1.26%



Interpretation- It is analyzed from above graph that 82.93% of total students strongly agreed with the overall skill attained in the program, while 15.71% of total students said that the overall skill attained in the program is satisfactory.




 Principal
 Guru Nanak College
 BUDHLADA