

Guru Nanak College Budhlada

Internal Quality Assurance Cell

Academic Year-2017-18

Feedback Analysis Report of Survey regarding Attainment of Programme and Course outcomes


A survey was conducted on the attainment of Programme and Course outcomes at the end of academic year. A questionnaire comprising of 11 multiple choice questions was circulated among the students and collected from 1360 students. Collected data was then analyzed by IQAC.

Student Survey regarding attainment of Programme and Course outcomes

Total number of students evolved in survey=1360


Sr. No.	Contents	Excellent	Very Good	Good	Satisfactory	Below Average
1	Understanding of the course Content	272	422	440	198	28
2	Expectation of the course relevance to the outcome	399	401	327	219	14
3	Learning value (in terms of knowledge, concepts, abilities) of the course	275	456	391	211	27
4	Relevance of the course in terms of the job	313	376	351	306	14
5	Relevance of the course in terms of skill & employability	258	422	367	286	27
6	Relevance of the course to your real life	340	367	313	326	14
7	Relevance of the laboratory works / project works to your	408	367	313	245	27



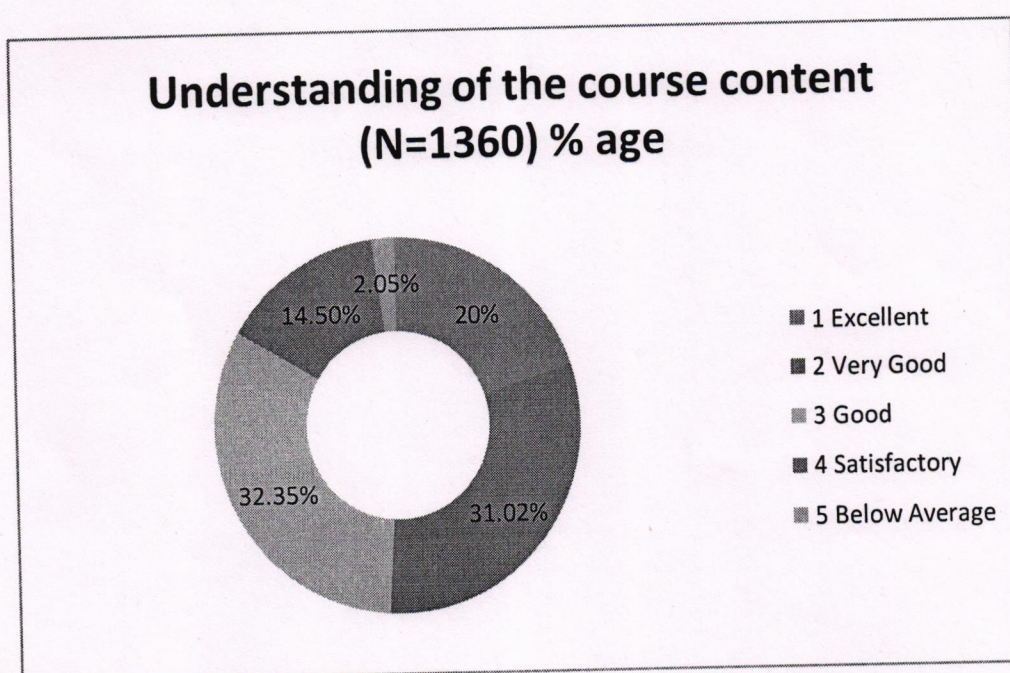

Principal
Guru Nanak College
BUDHLADA

	future life					
8	Extent of the curriculum in creation of interest towards higher studies	342	338	326	322	32
9	Academic/ extension activity helpful in enhancement of your personality	272	408	340	314	26
10	Rate overall learning experience of the program	476	408	204	258	14
11	Rate the overall skill attained in the program	408	340	408	190	14





Principal
Guru Nanak College
BUDHLADA

1. Understanding of the course content (N=1360)			
Sr. No.	Criteria	Number of Students	% age
1	Excellent	272	20%
2	Very Good	422	31.02%
3	Good	440	32.35%
4	Satisfactory	198	14.5%
5	Below Average	28	2.05%

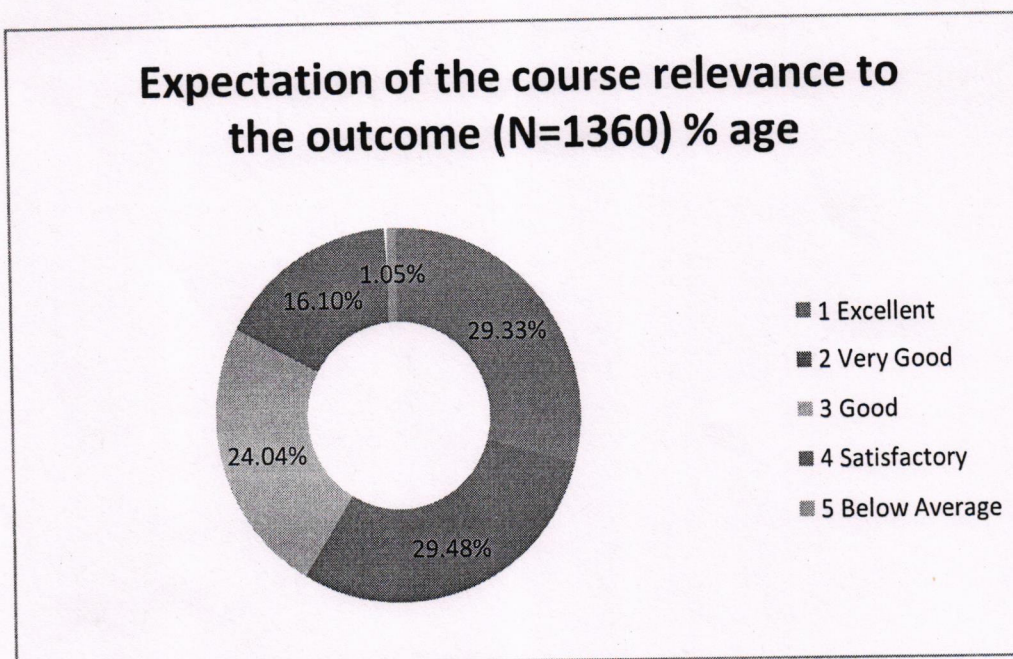


Interpretation- It is analyzed from above graph that 83.37% of total students strongly agreed with understanding of course content, while 14.5% of total students said that understanding of course content is satisfactory.





Principal
Guru Nanak College
BUDHLADA

2. Expectation of the course relevance to the outcome (N=1360)			
Sr. No.	Criteria	Number of Students	% age
1	Excellent	399	29.33%
2	Very Good	401	29.48%
3	Good	327	24.04%
4	Satisfactory	219	16.10%
5	Below Average	14	1.05%

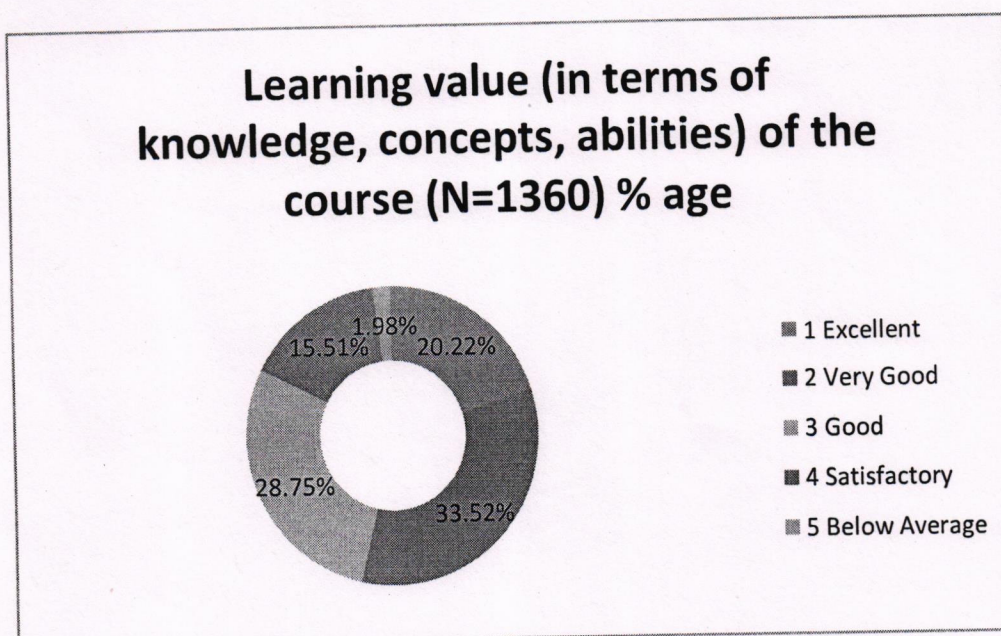


Interpretation- It is analyzed from above graph that 82.85% of total students strongly agreed that course is relevant to outcome, while 16.10% of total students said that course relevant to outcome is satisfactory.





Principal
Guru Nanak College
BUDHLADA

3. Learning value (in terms of knowledge, concepts, abilities) of the course (N=1360)			
Sr. No.	Criteria	Number of Students	% age
1	Excellent	275	20.22%
2	Very Good	456	33.52%
3	Good	391	28.75%
4	Satisfactory	211	15.51%
5	Below Average	27	1.98%

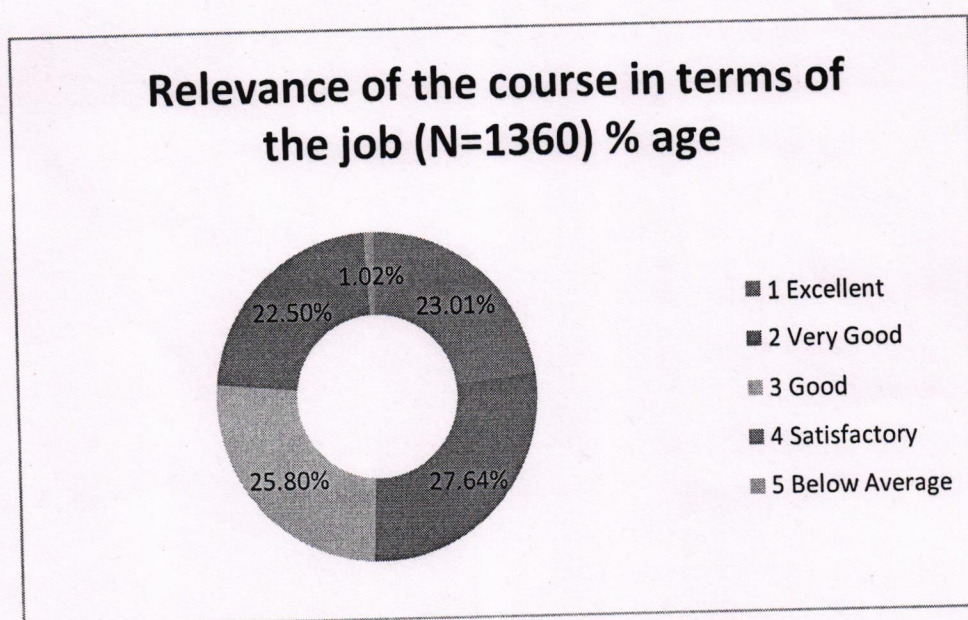


Interpretation- It is analyzed from above graph that 82.49% of total students strongly agreed with Learning value (in terms of knowledge, concepts, abilities) of the course, while 15.51% of total students said that Learning value (in terms of knowledge, concepts, abilities) of the course is satisfactory.





Principal
Guru Nanak College
BUDHLADA

4. Relevance of the course in terms of the job (N=1360)			
Sr. No.	Criteria	Number of Students	% age
1	Excellent	313	23.01%
2	Very Good	376	27.64%
3	Good	351	25.80%
4	Satisfactory	306	22.5%
5	Below Average	14	1.02%

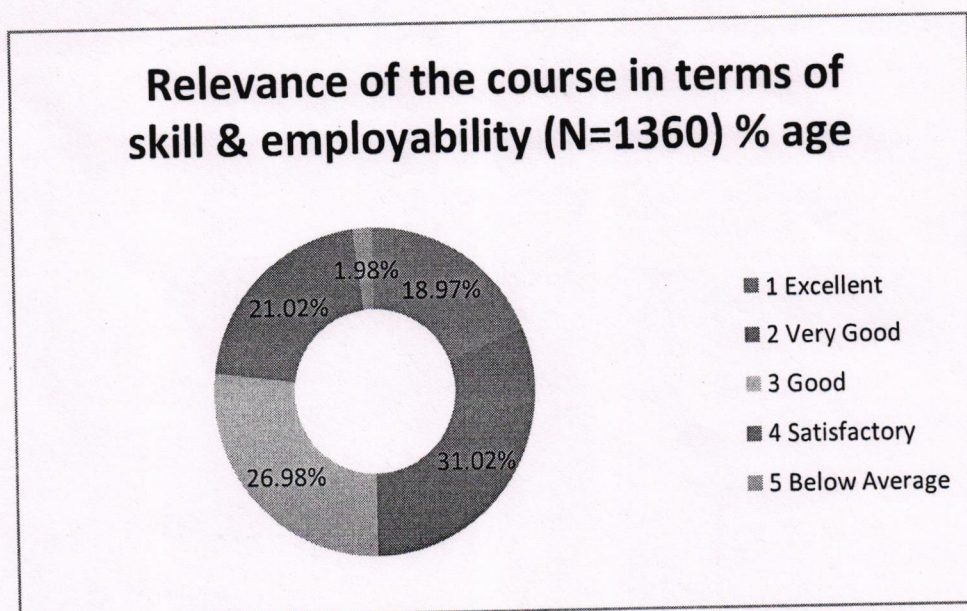


Interpretation- It is analyzed from above graph that 76.45% of total students strongly agreed with Relevance of the course in terms of the job, while 22.50% of total students said that Relevance of the course in terms of the job is satisfactory.




Principal
Guru Nanak College
BUDHLADA

5. Relevance of the course in terms of skill & employability (N=1360)			
Sr. No.	Criteria	Number of Students	% age
1	Excellent	258	18.97%
2	Very Good	422	31.02%
3	Good	367	26.98%
4	Satisfactory	286	21.02%
5	Below Average	27	1.98%

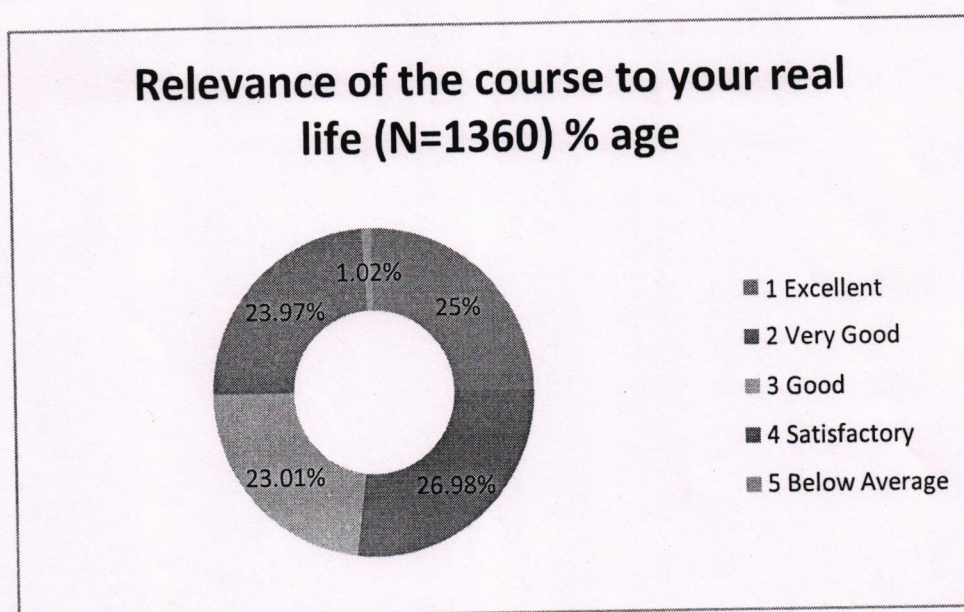


Interpretation- It is analyzed from above graph that 76.97% of total students strongly agreed with Relevance of the course in terms of skill & employability, while 21.02% of total students said that Relevance of the course in terms of skill & employability is satisfactory.




Principal
Guru Nanak College
Budhlada

6. Relevance of the course to your real life (N=1360)			
Sr. No.	Criteria	Number of Students	% age
1	Excellent	340	25%
2	Very Good	367	26.98%
3	Good	313	23.01%
4	Satisfactory	326	23.97%
5	Below Average	14	1.02%

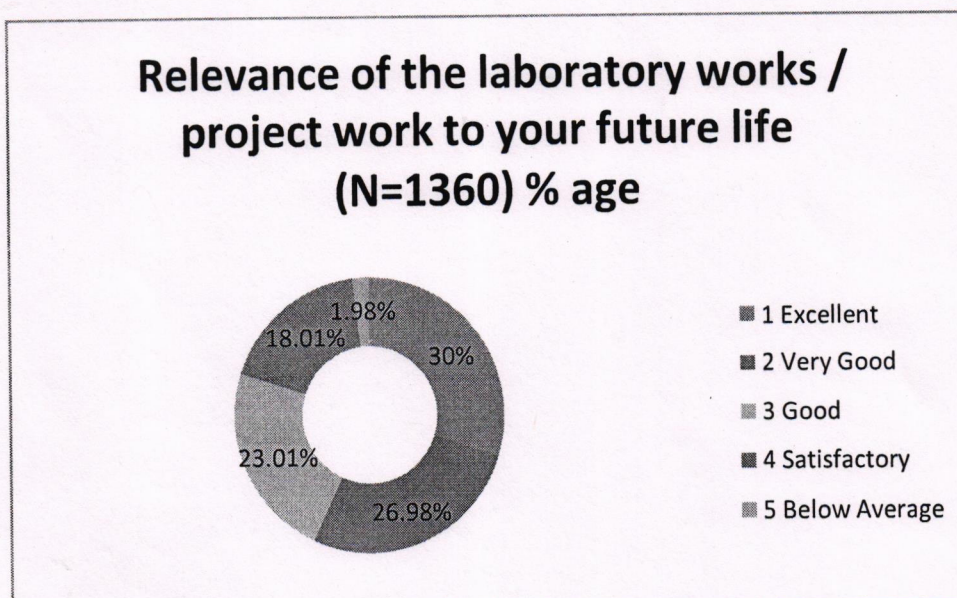


Interpretation- It is analyzed from above graph that 75% of total students strongly agreed with Relevance of the course to your real life, while 23.97% of total students said that Relevance of the course to your real life is satisfactory.





Principal,
Guru Nanak College
BUDHLADA

7. Relevance of the laboratory works / project work to your future life (N=1360)			
Sr. No.	Criteria	Number of Students	% age
1	Excellent	408	30%
2	Very Good	367	26.98%
3	Good	313	23.01%
4	Satisfactory	245	18.01%
5	Below Average	27	1.98%

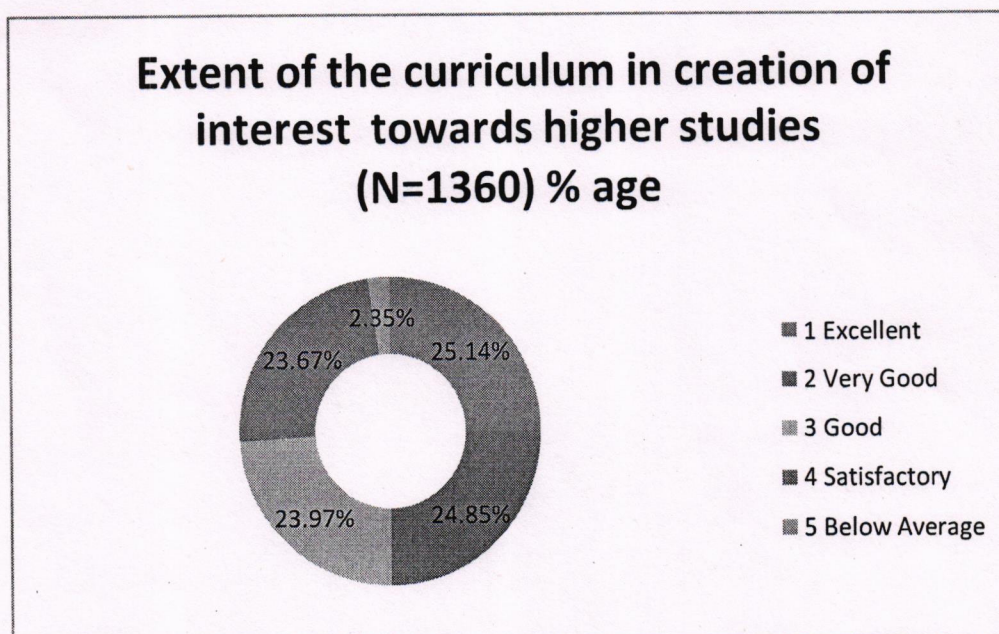


Interpretation- It is analyzed from above graph that 80% of total students strongly agreed with Relevance of the laboratory works / project work to their future life, while 18.01% of total students said that Relevance of the laboratory works / project work to their future life is satisfactory.



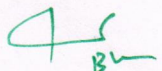

Principal
Guru Nanak College
BUDHLADA

8. Extent of the curriculum in creation of interest towards higher studies (N=1360)			
Sr. No.	Criteria	Number of Students	% age
1	Excellent	342	25.14%
2	Very Good	338	24.85%
3	Good	326	23.97%
4	Satisfactory	322	23.67%
5	Below Average	32	2.35%




Interpretation- It is analyzed from above graph that 73.96% of total students strongly agreed with Extent of the curriculum in creation of interest towards higher studies, while 23.67% of total students said that Extent of the curriculum in creation of interest towards higher studies is satisfactory.




Principal
Guru Nanak College
Budhlada

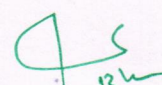
9. Academic/ extension activity helpful in enhancement of your personality (N=1360)			
Sr. No.	Criteria	Number of Students	% age
1	Excellent	272	20%
2	Very Good	408	30%
3	Good	340	25%
4	Satisfactory	314	23.08%
5	Below Average	26	1.91%

Academic/ extension activity helpful in enhancement of your personality (N=1360) % age

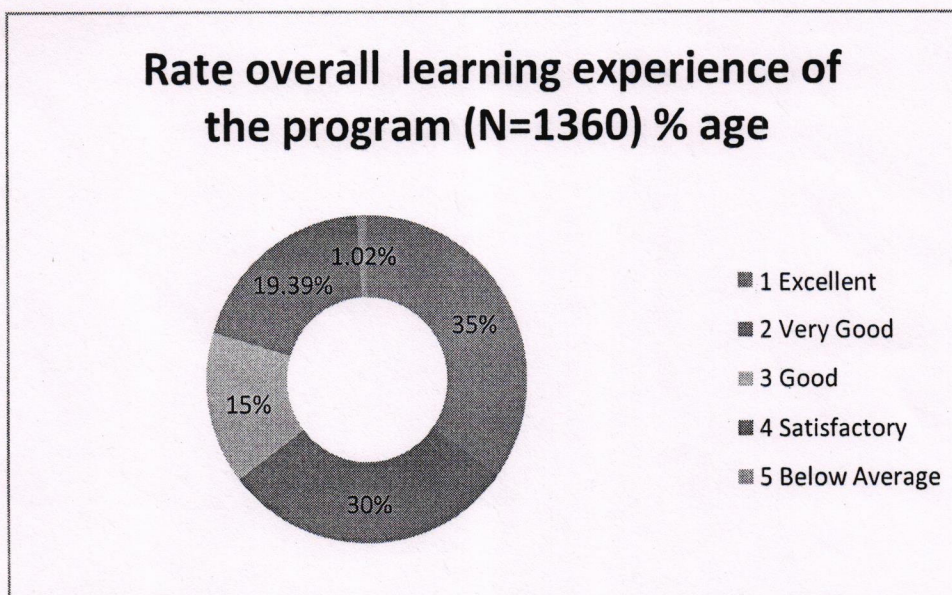


Interpretation- It is analyzed from above graph that 75% of total students strongly agreed with Academic/ extension activity helpful in enhancement of their personality, while 23.08% of total students said that Academic/ extension activity helpful in enhancement of their personality is satisfactory.




Principal
Guru Nanak College
BUDHLADA

10. Rate overall learning experience of the program (N=1360)			
Sr. No.	Criteria	Number of Students	% age
1	Excellent	476	35%
2	Very Good	408	30%
3	Good	204	15%
4	Satisfactory	258	19.39%
5	Below Average	14	1.02%

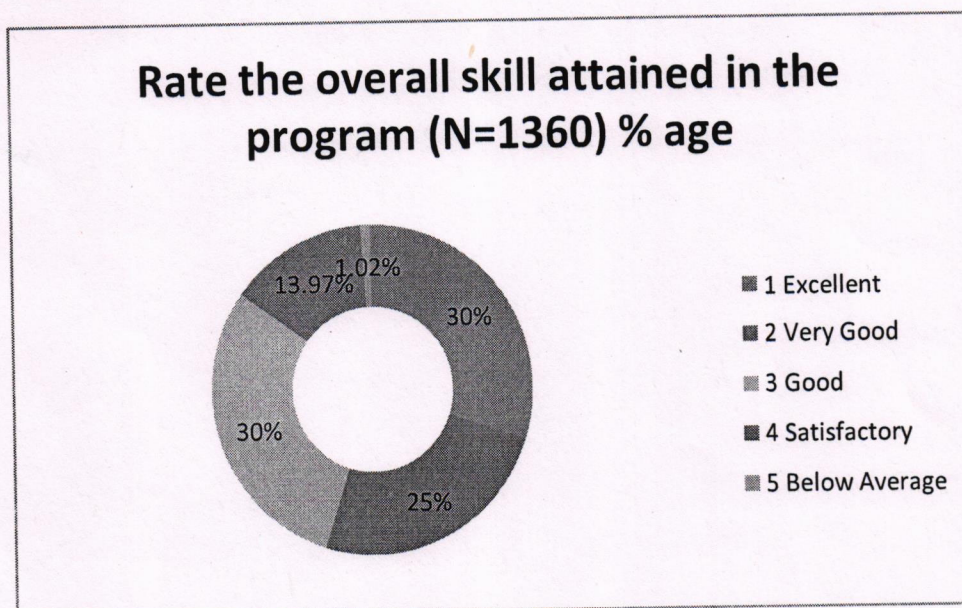


Interpretation- It is analyzed from above graph that 80% of total students strongly agreed with overall learning experience of the program, while 19.39% of total students said that overall learning experience of the program is satisfactory.




Principal
Guru Nanak College
District Mansa

11. Rate the overall skill attained in the program (N=1360)			
Sr. No.	Criteria	Number of Students	% age
1	Excellent	408	30%
2	Very Good	340	25%
3	Good	408	30%
4	Satisfactory	190	13.97%
5	Below Average	14	1.02%



Interpretation- It is analyzed from above graph that 75% of total students strongly agreed with the overall skill attained in the program, while 13.97% of total students said that the overall skill attained in the program is satisfactory.




Principal
Guru Nanak College
BUDHLADA