

Guru Nanak College Budhlada

Internal Quality Assurance Cell

Academic Year-2020-21


Feedback Analysis Report of Survey regarding Attainment of Programme and Course outcomes


A survey was conducted on the attainment of Programme and Course outcomes at the end of academic year. A questionnaire comprising of 11 multiple choice questions was circulated among the students and collected from 1150 students. Collected data was then analyzed by IQAC.

Student Survey regarding attainment of Programme and Course outcomes


Total number of students evolved in survey=1150

Sr. No.	Contents	Excellent	Very Good	Good	Satisfactory	Below Average
1	Understanding of the course content	333	341	305	159	12
2	Expectation of the course relevance to the outcome	379	311	293	145	22
3	Learning value (in terms of knowledge, concepts, abilities) of the course	394	337	202	207	10
4	Relevance of the course in terms of the job	310	378	250	195	17
5	Relevance of the course in terms of skill & employability	310	382	246	196	16
6	Relevance of the course to your real life	380	337	243	173	17



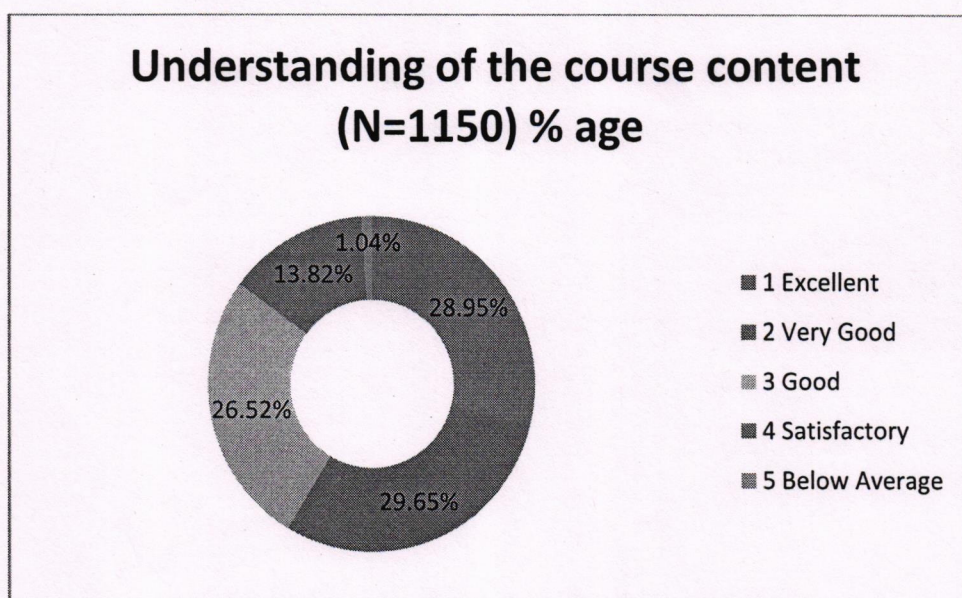

Principal
Guru Nanak College
BUDHLADA

7	Relevance of the laboratory works / project works to your future life	396	241	288	190	35
8	Extent of the curriculum in creation of interest towards higher studies	410	394	196	132	18
9	Academic/ extension activity helpful in enhancement of your personality	372	320	246	196	16
10	Rate overall learning experience of the program	273	426	267	172	12
11	Rate the overall skill attained in the program	389	298	296	156	11




AS
Principal
Guru Nanak College
BUDHLADA

1. Understanding of the course content (N=1150)			
Sr. No.	Criteria	Number of Students	% age
1	Excellent	333	28.95%
2	Very Good	341	29.65%
3	Good	305	26.52%
4	Satisfactory	159	13.82%
5	Below Average	12	1.04%



Interpretation- It is analyzed from above graph that 85.12% of total students strongly agreed with understanding of course content, while 13.82% of total students said that understanding of course content is satisfactory.



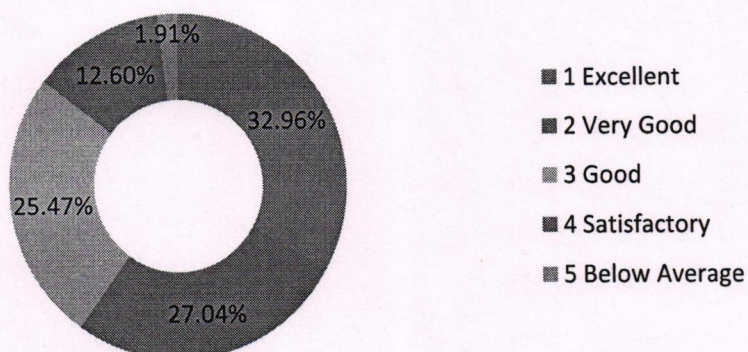
Principal
Guru Nanak College
BUDHLADA

2. Expectation of the course relevance to the outcome

(N=1150)

Sr. No.	Criteria	Number of Students	% age
1	Excellent	379	32.96%
2	Very Good	311	27.04%
3	Good	293	25.47%
4	Satisfactory	145	12.60%
5	Below Average	22	1.91%

Expectation of the course relevance to the outcome (N=1150) % age

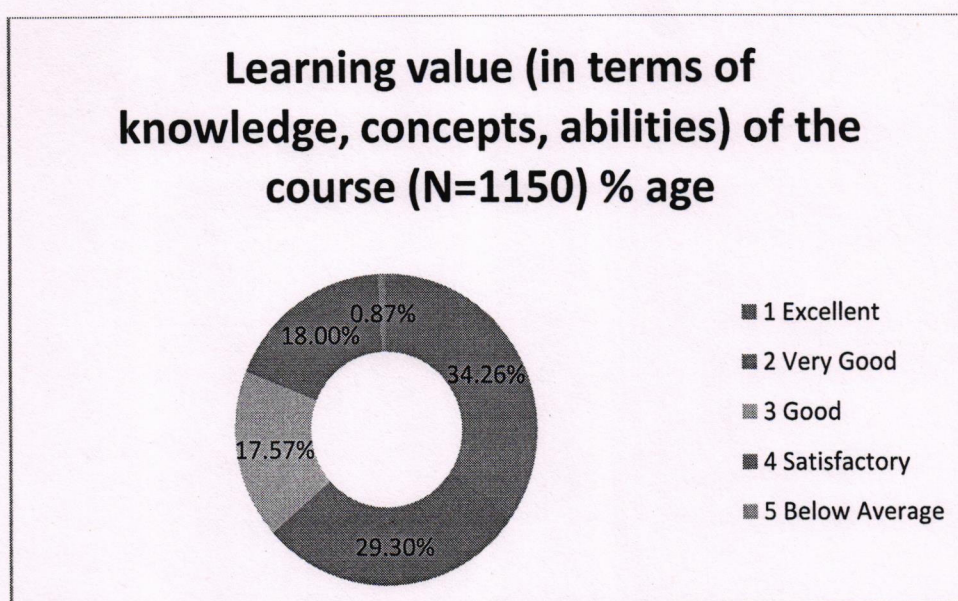


Interpretation- It is analyzed from above graph that 85.47% of total students strongly agreed that course is relevant to outcome, while 12.60% of total students said that course relevant to outcome is satisfactory.



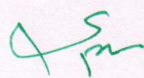
Handwritten signature
Principal
Guru Nanak College
BUDHLADA

3. Learning value (in terms of knowledge, concepts, abilities) of the course (N=1150)			
Sr. No.	Criteria	Number of Students	% age
1	Excellent	394	34.26%
2	Very Good	337	29.3%
3	Good	202	17.57%
4	Satisfactory	207	18.00%
5	Below Average	10	0.87%



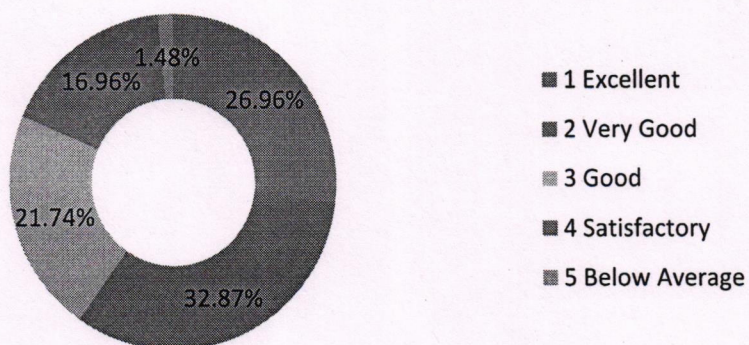
Interpretation- It is analyzed from above graph that 81.13% of total students strongly agreed with Learning value (in terms of knowledge, concepts, abilities) of the course, while 18.00% of total students said that Learning value (in terms of knowledge, concepts, abilities) of the course is satisfactory.




Principal
Guru Nanak College
BUDHLADA

4. Relevance of the course in terms of the job (N=1150)			
Sr. No.	Criteria	Number of Students	% age
1	Excellent	310	26.96%
2	Very Good	378	32.87%
3	Good	250	21.74%
4	Satisfactory	195	16.96%
5	Below Average	17	1.48%

Relevance of the course in terms of the job (N=1150) % age

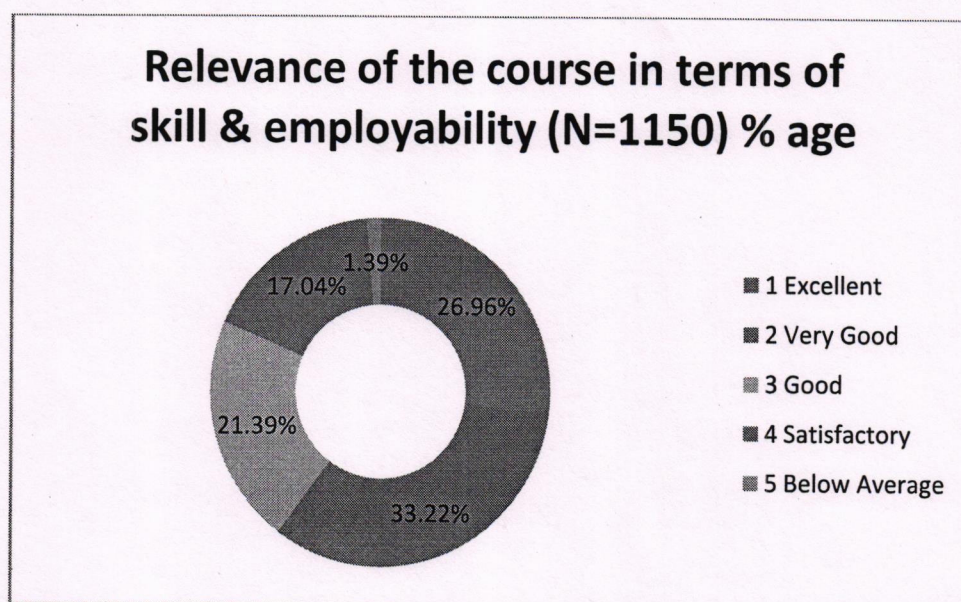


Interpretation- It is analyzed from above graph that 81.57% of total students strongly agreed with Relevance of the course in terms of the job, while 16.96% of total students said that Relevance of the course in terms of the job is satisfactory.



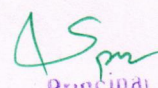
45m
Principal
Guru Nanak College
BUDHLADA

5. Relevance of the course in terms of skill & employability (N=1150)			
Sr. No.	Criteria	Number of Students	% age
1	Excellent	310	26.96%
2	Very Good	382	33.22%
3	Good	246	21.39%
4	Satisfactory	196	17.04%
5	Below Average	16	1.39%

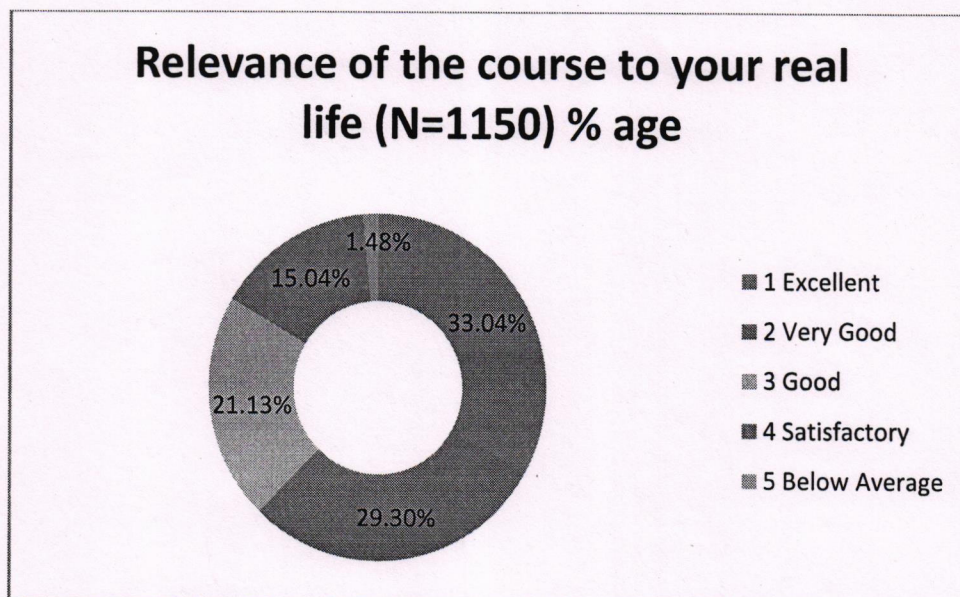


Interpretation- It is analyzed from above graph that 81.57% of total students strongly agreed with Relevance of the course in terms of skill & employability, while 17.04% of total students said that Relevance of the course in terms of skill & employability is satisfactory.





 Principal
 Guru Nanak College
 BUDHLADA

6. Relevance of the course to your real life (N=1150)			
Sr. No.	Criteria	Number of Students	% age
1	Excellent	380	33.04%
2	Very Good	337	29.3%
3	Good	243	21.13%
4	Satisfactory	173	15.04%
5	Below Average	17	1.48%



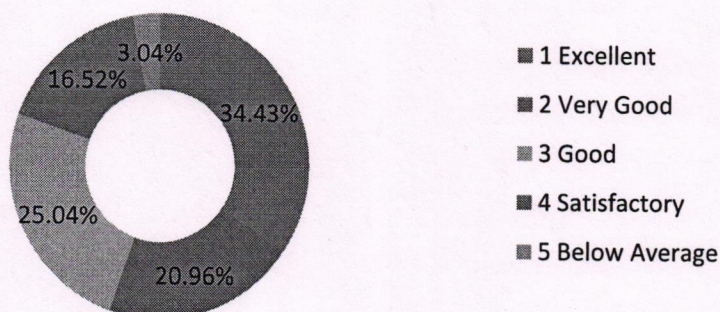
Interpretation- It is analyzed from above graph that 83.47% of total students strongly agreed with Relevance of the course to your real life, while 15.04% of total students said that Relevance of the course to your real life is satisfactory




 Principal
 Guru Nanak College
 BUDHLADA

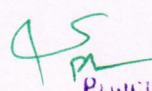
7. Relevance of the laboratory works / project work to your future life (N=1150)			
Sr. No.	Criteria	Number of Students	% age
1	Excellent	396	34.43%
2	Very Good	241	20.96%
3	Good	288	25.04%
4	Satisfactory	190	16.52%
5	Below Average	35	3.04%

**Relevance of the laboratory works /
project work to your future life
(N=1150) % age**



Interpretation- It is analyzed from above graph that 80.43% of total students strongly agreed with Relevance of the laboratory works / project work to their future life, while 16.52% of total students said that Relevance of the laboratory works / project work to their future life is satisfactory.





 Principal
 Guru Nanak College
 BUDHLADA

**8. Extent of the curriculum in creation of interest
towards higher studies (N=1150)**

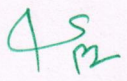
Sr. No.	Criteria	Number of Students	% age
1	Excellent	410	35.65%
2	Very Good	394	34.26%
3	Good	196	17.04%
4	Satisfactory	132	11.48%
5	Below Average	18	1.57%

**Extent of the curriculum in creation
of interest towards higher studies
(N=1150) % age**




Interpretation- It is analyzed from above graph that 86.95%% of total students strongly agreed with Extent of the curriculum in creation of interest towards higher studies, while 11.48% of total students said that Extent of the curriculum in creation of interest towards higher studies is satisfactory




 Principal
 Guru Nanak College
 BUDHLADA


9. Academic/ extension activity helpful in enhancement of your personality (N=1150)			
Sr. No.	Criteria	Number of Students	% age
1	Excellent	372	32.35%
2	Very Good	320	27.83%
3	Good	246	21.39%
4	Satisfactory	196	17.04%
5	Below Average	16	1.39%

Academic/ extension activity helpful in enhancement of your personality (N=1150) % age

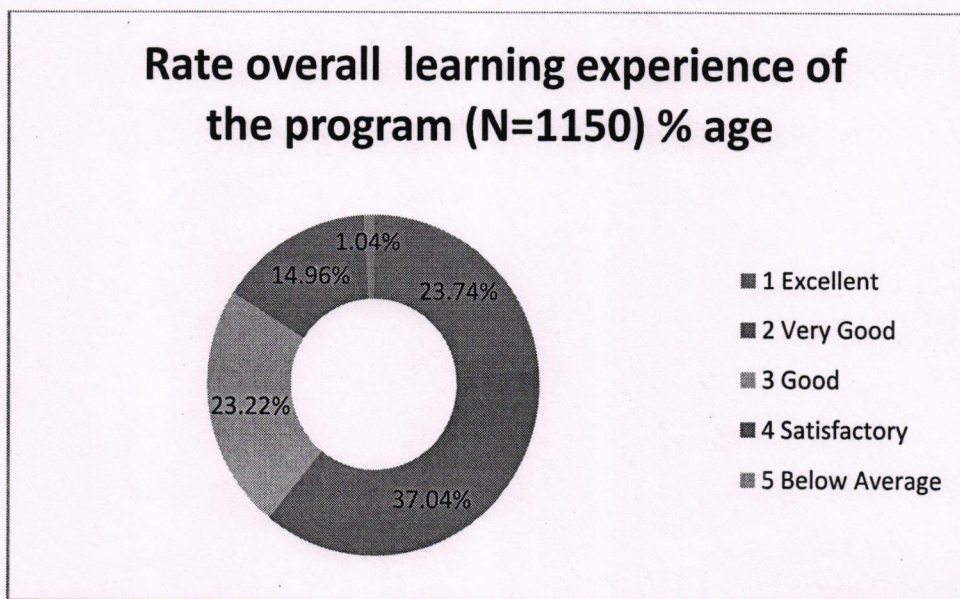


Interpretation- It is analyzed from above graph that 81.57% of total students strongly agreed with Academic/ extension activity helpful in enhancement of their personality, while 17.04% of total students said that Academic/ extension activity helpful in enhancement of their personality is satisfactory.





 Principal
 Guru Nanak College
 BUDHLADA

10. Rate overall learning experience of the program (N=1150)			
Sr. No.	Criteria	Number of Students	% age
1	Excellent	273	23.74%
2	Very Good	426	37.04%
3	Good	267	23.22%
4	Satisfactory	172	14.96%
5	Below Average	12	1.04%



Interpretation- It is analyzed from above graph that 84% of total students strongly agreed with overall learning experience of the program, while 14.96% of total students said that overall learning experience of the program is satisfactory.



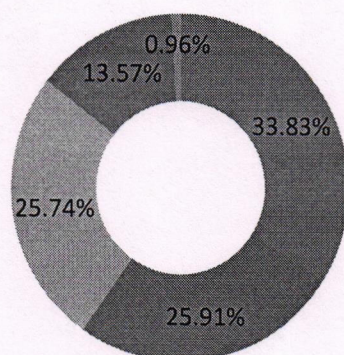

Principal,
Guru Nanak College
BUDHLADA

11. Rate the overall skill attained in the program

(N=1150)

Sr. No.	Criteria	Number of Students	% age
1	Excellent	389	33.83%
2	Very Good	298	25.91%
3	Good	296	25.74%
4	Satisfactory	156	13.57%
5	Below Average	11	0.96%

Rate the overall skill attained in the program (N=1150) % age



- 1 Excellent
- 2 Very Good
- 3 Good
- 4 Satisfactory
- 5 Below Average

Interpretation- It is analyzed from above graph that 85.48 % of total students strongly agreed with the overall skill attained in the program, while 13.57% of total students said that the overall skill attained in the program is satisfactory.



ASB
Principal
Guru Nanak College
BUDHLADA